

# Reaching "*Functional Zero*" in Fredericton



**Mike O'Brien, Fredericton City Councillor**  
**Chair, Fredericton Community Action Group on Homelessness**



# The Current Situation



An estimated 1.2% of Frederictonians experience homelessness during the course of a year: a total of 718 people.

## Emergency Sheltered



# of unique individuals who stayed at an Emergency Shelter in 2014:

281

## Transitionally Housed



# of women and children who stayed at a Transition House 2013:

111 w  
93 c



# of unique youth who stayed at Chrysalis House in 2014:

39

## Provisionally Accommodated



Estimated # of provisionally accommodated persons in 2014:

199

- "Couch surfing"
- Staying temporarily with others
- People in institutional care



The total persons estimated to experience homelessness may reach 780 individuals in 2018.



Approximately 1 in 5  
Frederictonians are in core  
housing need



# of Households in extreme  
core housing need poised  
to reach 1,651 in 2018



12.5% of 2014 homeless  
population estimated to be  
Chronically or Episodically  
homeless



Photo Credit: Kelly Baker

# The Road Home

A Plan to End Homelessness in Fredericton



# Core Concepts & Strategies

**Core Concept #1) System planning grounded in Housing First** as method of organizing and delivering services, housing, and programs to ensure efforts align with ending homelessness goals.

## Housing First principles:

- 1 Immediate access to housing with no housing readiness conditions
- 2 Consumer choice and self-determination
- 3 Recovery orientation
- 4 Individualized and person-driven supports
- 5 Social and community integration

# Core Concepts & Strategies

## **Core Concept #2:**

**A Phased, Strategic Approach** focus initially on ending chronic and episodic homelessness then focus on prevention

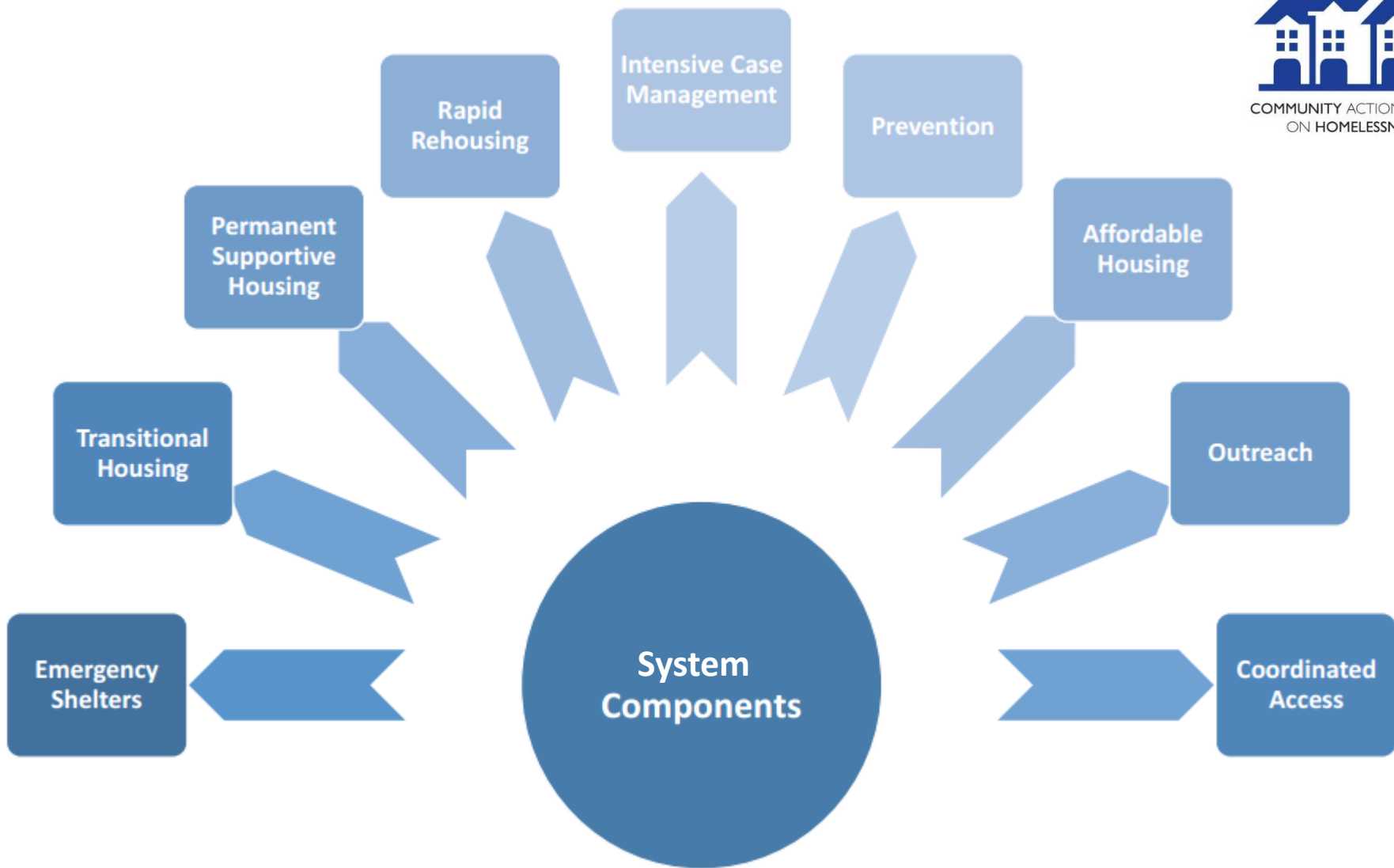
## **Core Concept #3:**

**A Priority Population Lens** to develop programs and interventions tailored to meet the specific needs of priority populations

# Strategy #1: Systems Planning & Coordination: Coordination/Integration of Key Systems/Partners

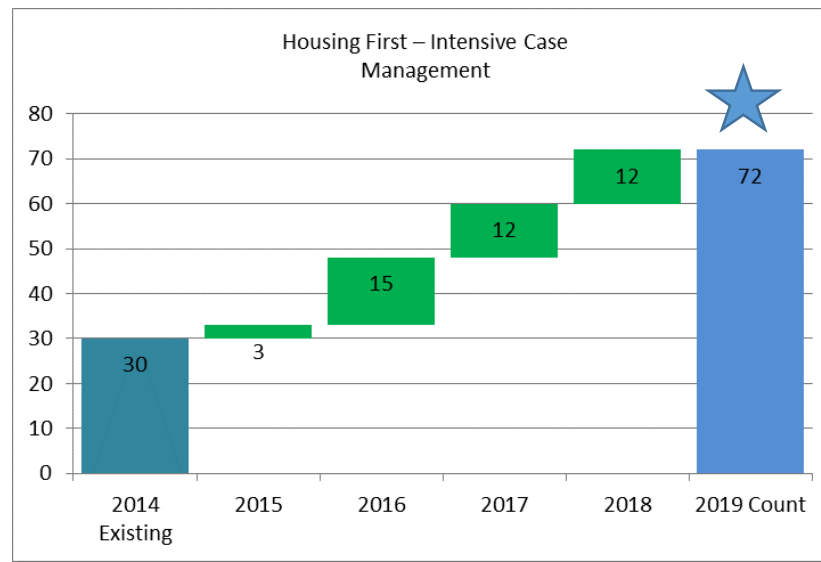
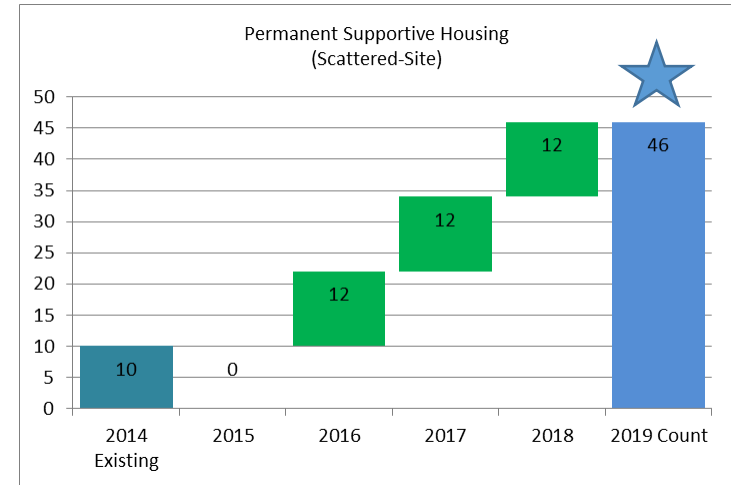
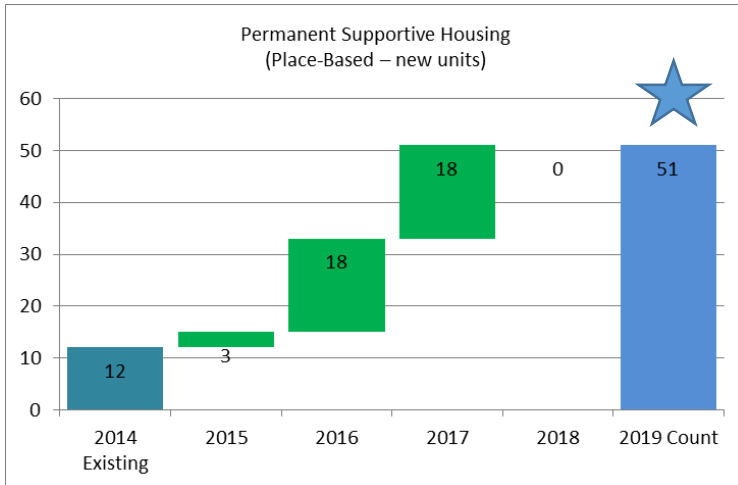
- **Income/employment assistance**
- **Persons with disabilities**
- **Health/Education/Corrections**
- **Affordable Housing**
- **Child Protection/Domestic Violence**
- **Aboriginal organizations/services**
- **Poverty reduction**
- **Immigration & settlement**
- **Economic development**



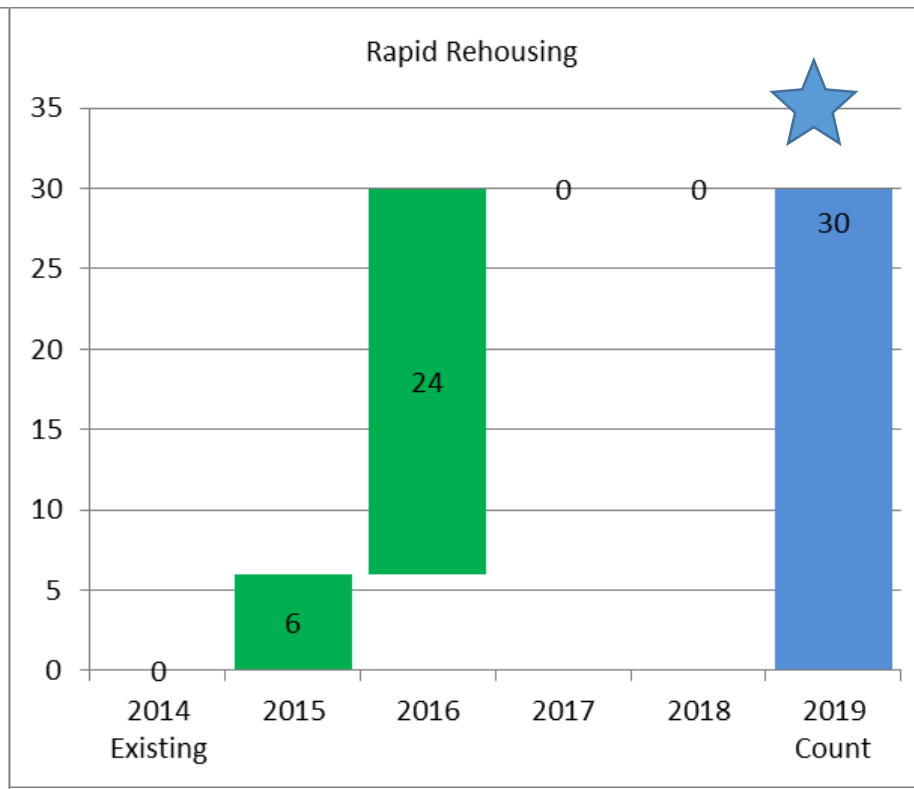
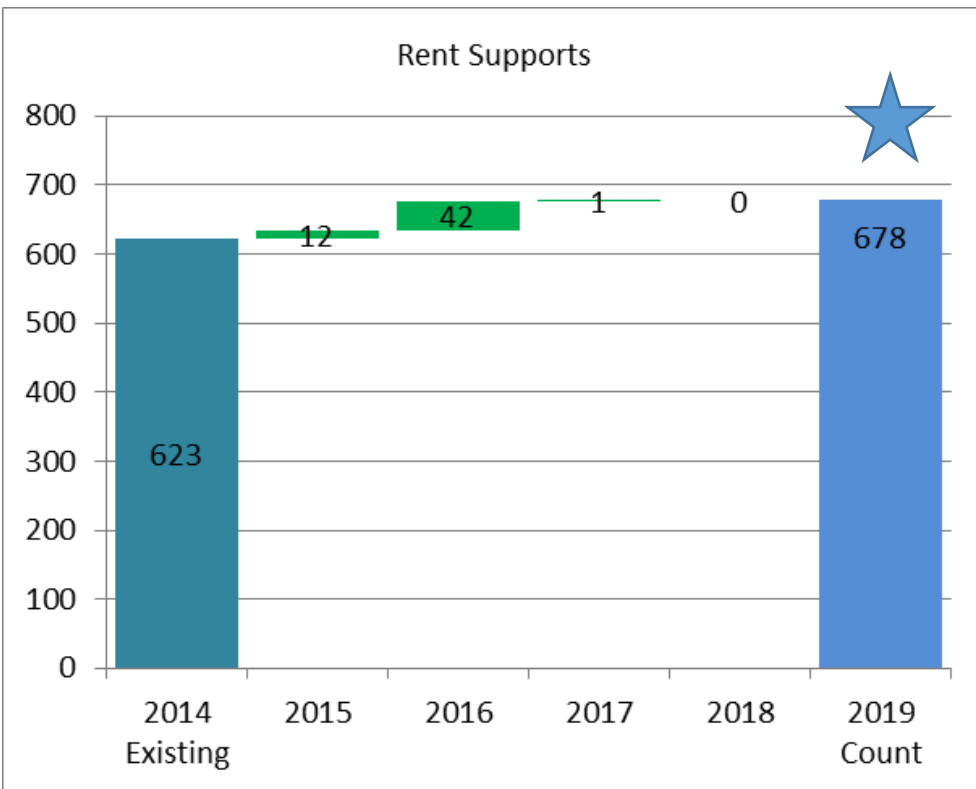




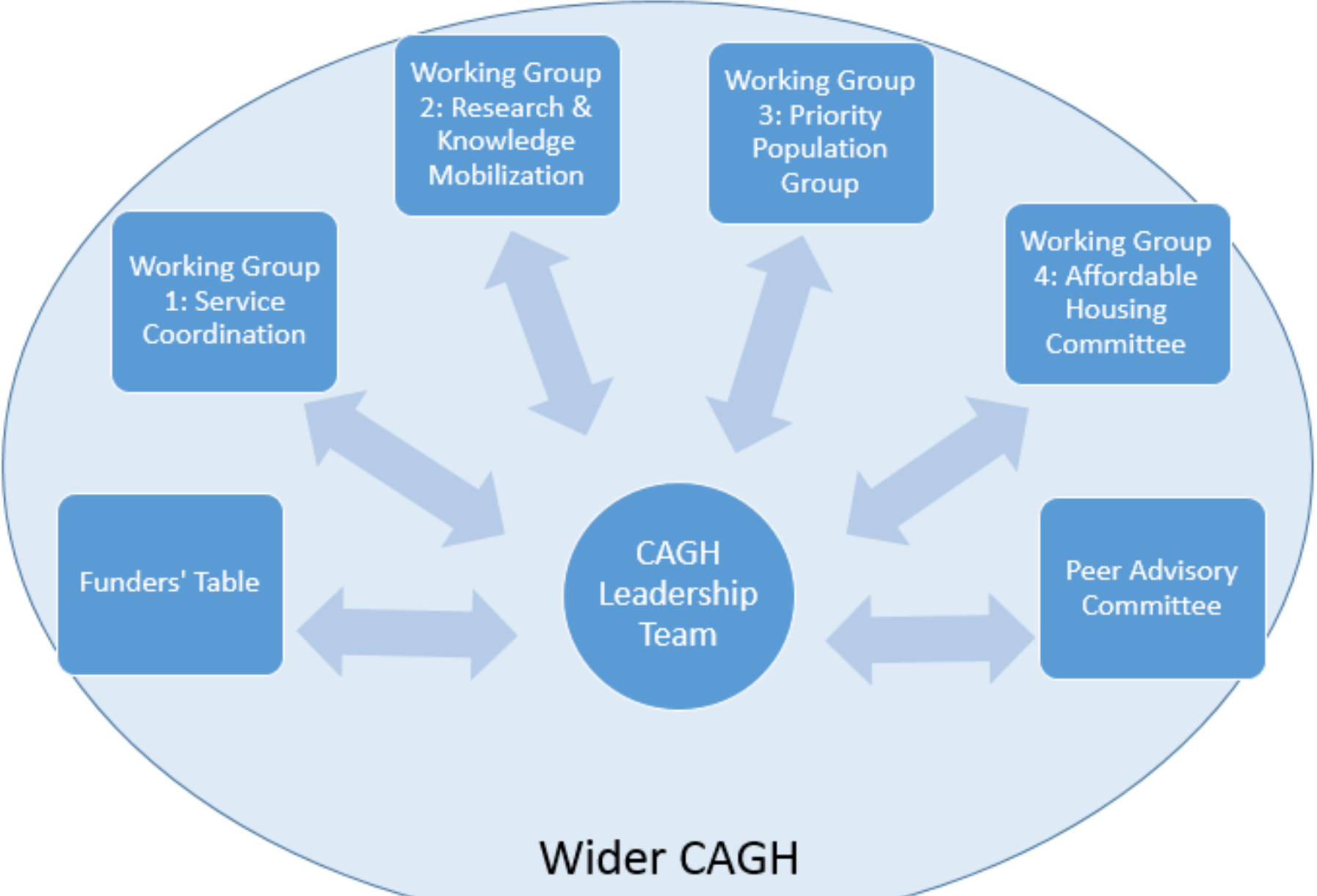
# Strategy #2: Housing & Supports: Ending Chronic & Episodic Homelessness



# Strategy #2: Housing & Supports: Assisting At Risk Households



# Strategy #3: Leadership & Engagement




# Policy & Funding



<b>Government Level</b>	<b>Relevant Areas of Accountability</b>
<b>City of Fredericton</b>	<b>Land use planning, economic development, police.</b>
<b>Government of New Brunswick</b>	<b>Affordable housing/rent supports, homelessness, income assistance, poverty reduction, health, domestic violence, corrections, public safety, child protection, education.</b>
<b>Government of Canada</b>	<b>Aboriginal people, immigration and settlement, housing and homelessness, economic development.</b>

# What does "functional zero" ending in Fredericton look like?



*Homelessness will no longer be a sustained, enduring experience for anyone in our community.*

# Projected Results 2015-2018

#1

End chronic and episodic homelessness by housing and supporting 267 individuals by 2018.

- Develop 39 place-based and 36 scattered site permanent supportive housing spaces.




- Create 42 scattered site Housing First program spaces.




## Projected Results 2015-2018

- Provide 623 households with rent supports and a further 239 with access to affordable housing (primarily existing units).

 $= 623 + 239$

- Create an additional 55 rent supplement units.

 $= 55$

- Provide 171 households with access to Rapid Rehousing programs.

 $= 171$

#2  
Stabilize  
1,033  
households  
at risk of or  
experiencing  
transitional  
homeless.

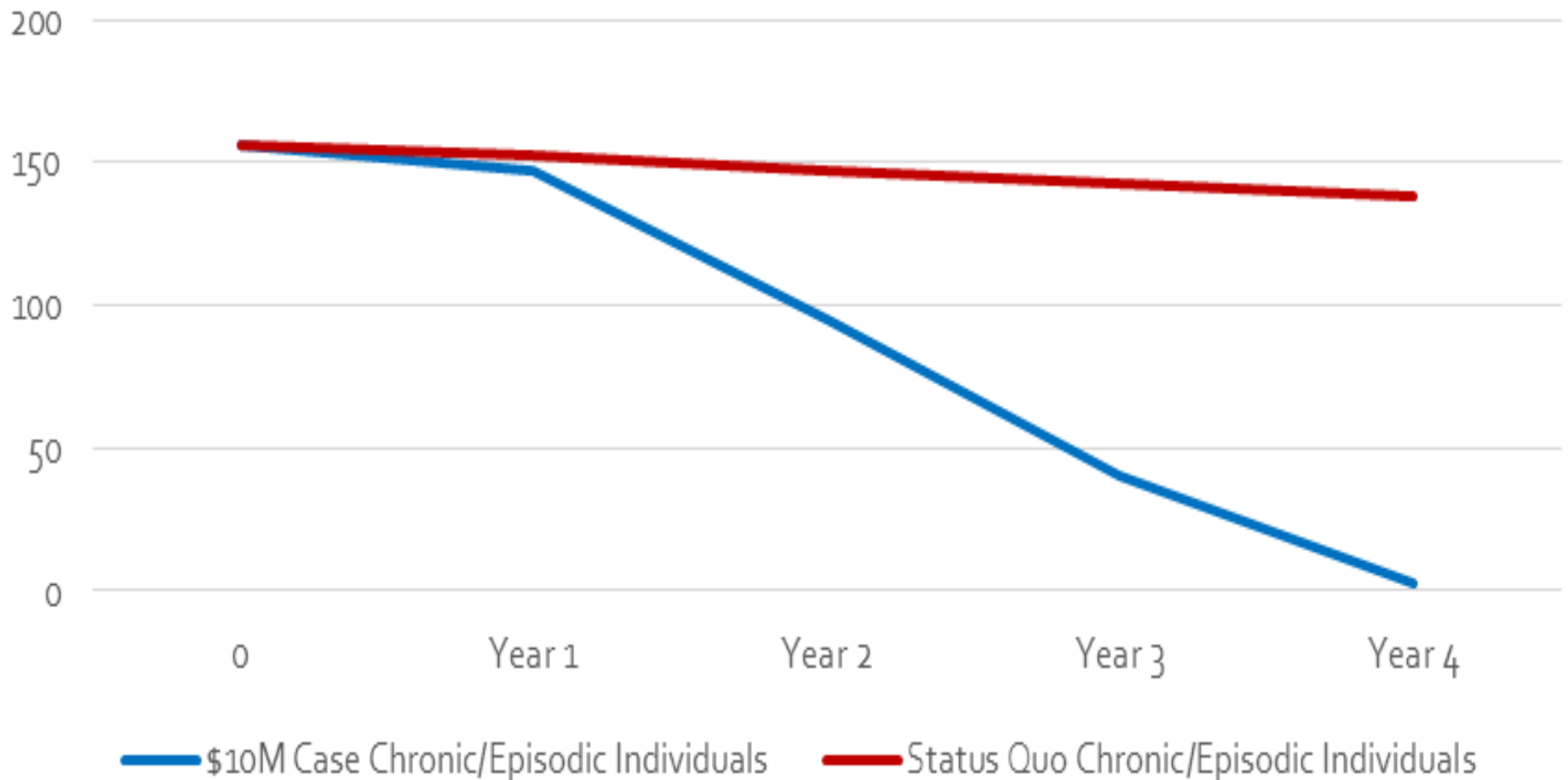
# Implementation Costs

<b>Summary of Costs</b>					
	<b>2015-16</b>	<b>2016-17</b>	<b>2017-18</b>	<b>2018-19</b>	<b>Total</b>
<b>Operations</b>	<b>\$0</b>	<b>\$731,861</b>	<b>\$1,902,393</b>	<b>\$2,568,493</b>	<b>\$5,202,747</b>
<b>Capital</b>	<b>\$690,000</b>	<b>\$2,070,000</b>	<b>\$2,070,000</b>	<b>\$0</b>	<b>\$4,830,000</b>
<b>Total Cost</b>	<b>\$690,000</b>	<b>\$2,801,861</b>	<b>\$3,972,393</b>	<b>\$2,568,493</b>	<b>\$10,032,747</b>

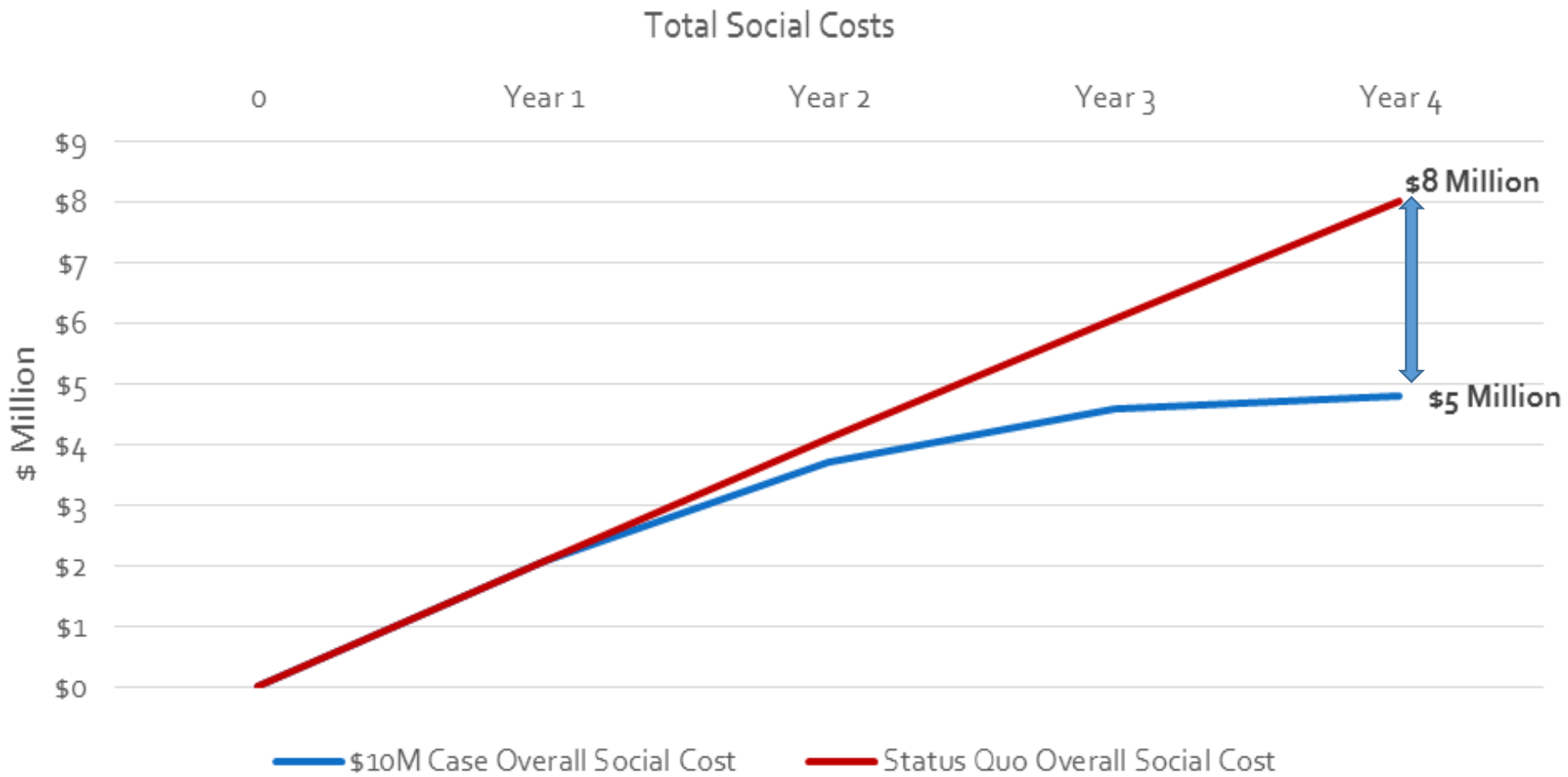


# Plan vs. Status Quo Impacts

Individuals Experiencing Chronic & Episodic Homelessness



# TOTAL SOCIAL COSTS



# PROJECTED RETURN ON INVESTMENT



“Better to light one small candle  
than to curse the darkness.”

.....Chinese Proverb

[www.cagh.ca](http://www.cagh.ca)