



KDSB

KENORA DISTRICT SERVICES BOARD



KENORA DISTRICT SERVICES BOARD

Sioux Lookout


Our Journey Towards Ending Homelessness

Presented By: Tana Troniak, Innis Brodhagen, and Josée Mantle


Date: November 9, 2023 (10:30 am)

CAEH 2023 – Halifax, Nova Scotia

Boozhoo-Bonjour-Welcome

- Tana Troniak, Executive Director of First Step Women's Shelter and Nahnahda-Wee-ee-Waywin
 - Innis Brodhagen, Manager of Contracts and Analytics, Coordinated Access Data Lead, KDSB
 - Josée Mantle, Housing Solutions Manager, Coordinated Access Lead, KDSB
- 

Overview

- Picture of Homelessness
 - Homelessness Support Services Overview
 - Health Partnerships
 - Next steps
 - Questions
- 

Kenora District

Nine Municipalities:

- Dryden
- Ear Falls
- Ignace
- Kenora
- Sioux Narrow/Nestor Falls
- Machin
- Pickle Lake
- Red Lake
- Sioux Lookout

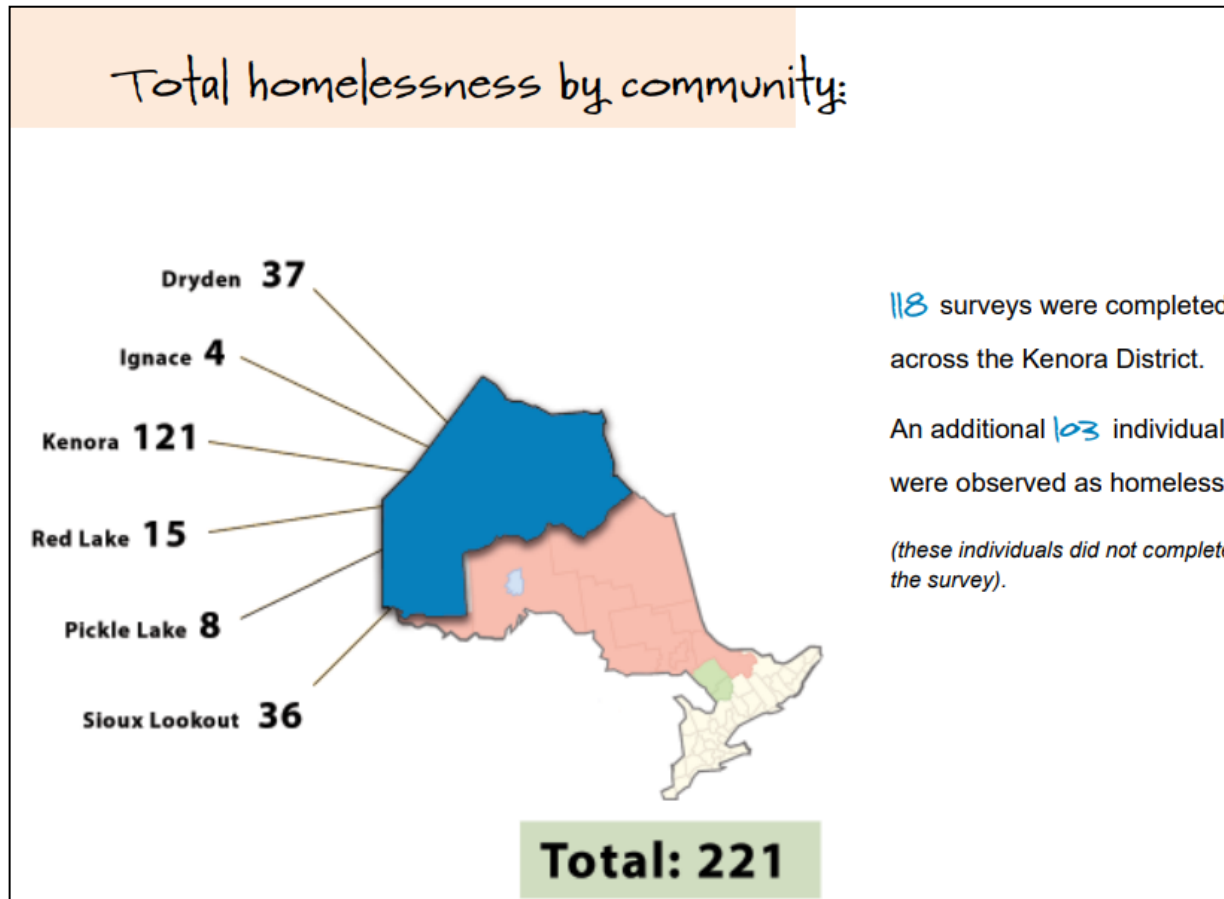
Four Unincorporated Territories:

- Lake of the Woods North
- Lake of the Woods South
- Lac Seul
- Oxdrift

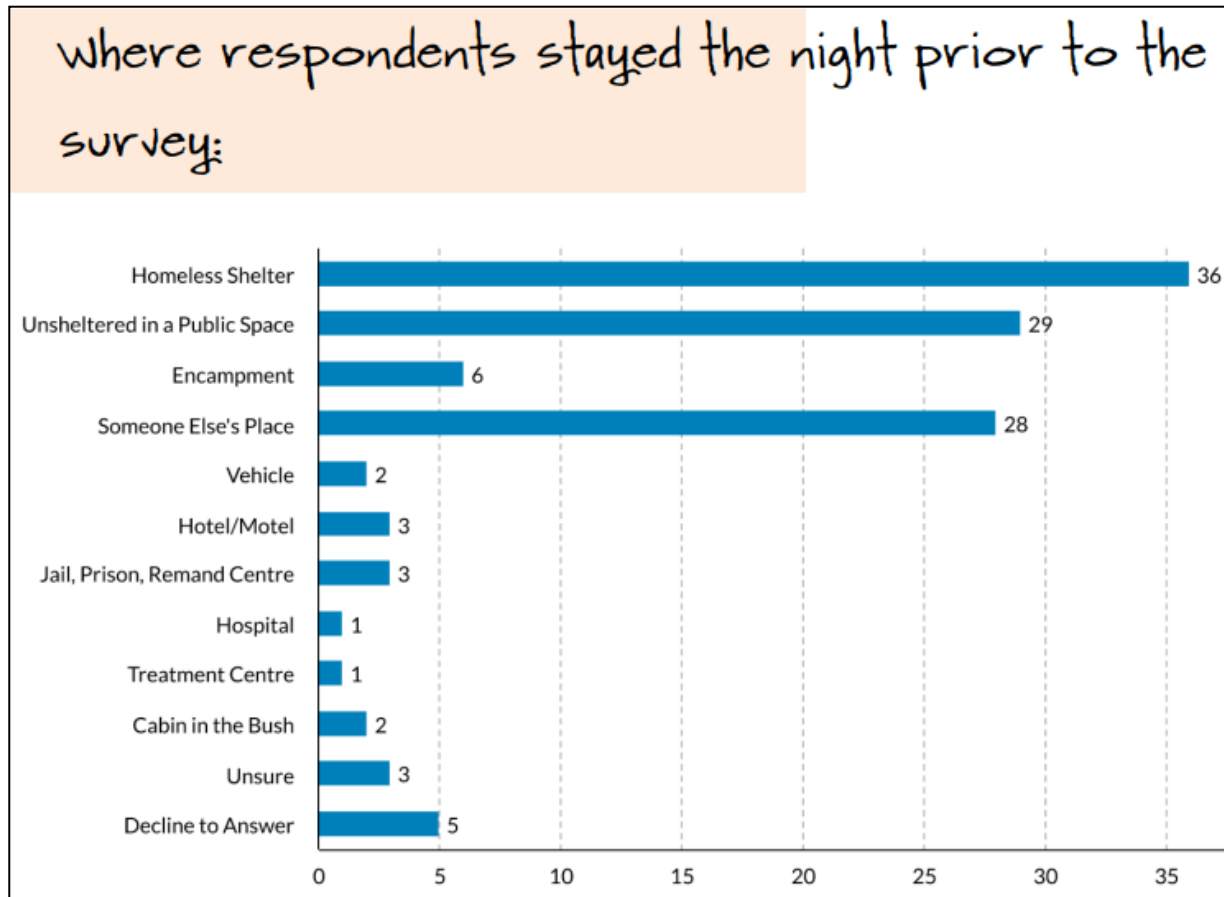
43 First Nation Communities
within the region



Homelessness in the District

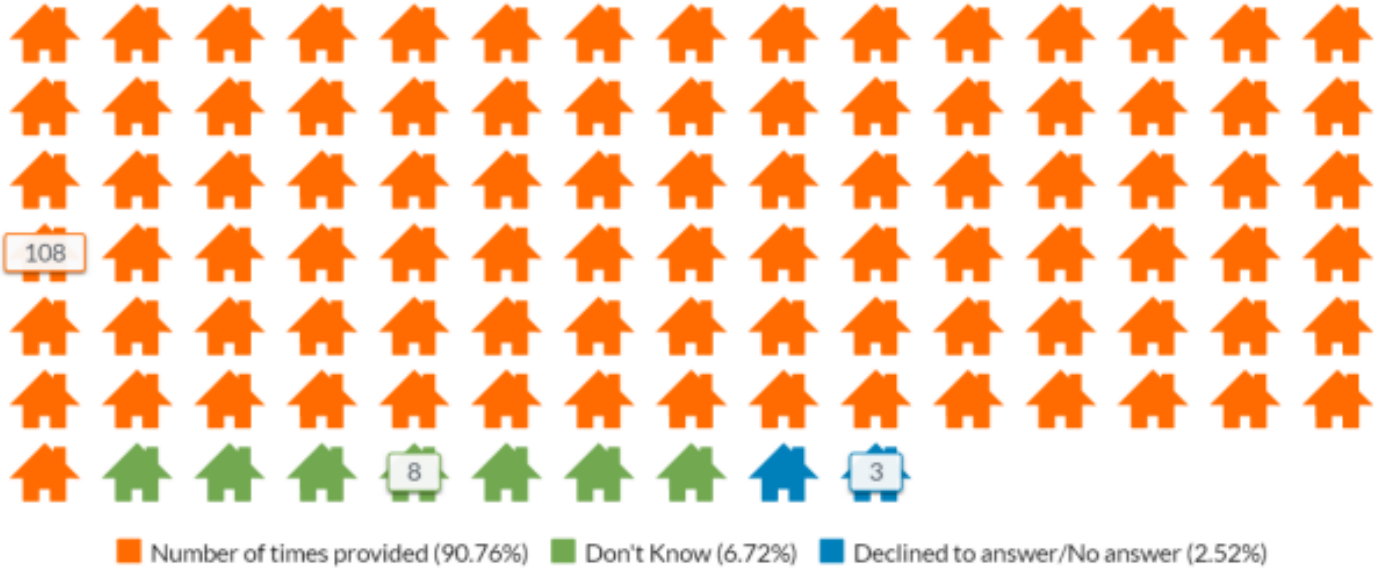


Homelessness in the District




Homelessness in the District

How much time respondents have experienced homelessness over the past year:



Homelessness in the District

Pandemic, Poverty and Housing Crises Impacts:

- 320% increase in housing applications on the KDSB wait list since 2011 (1,332 approved in July 2022)
 - Housing becoming increasingly unaffordable and unattainable
 - Poverty levels for children, unemployment and Core Housing needs are increasing and are amongst the highest in Ontario and Canada.
- 

Homelessness Support Services in Sioux Lookout

- Sioux Lookout Emergency Shelter:

- 22 Shelter Beds

- 24/7 Meals, Landry, Shower, and Warming Space
- Service Hub

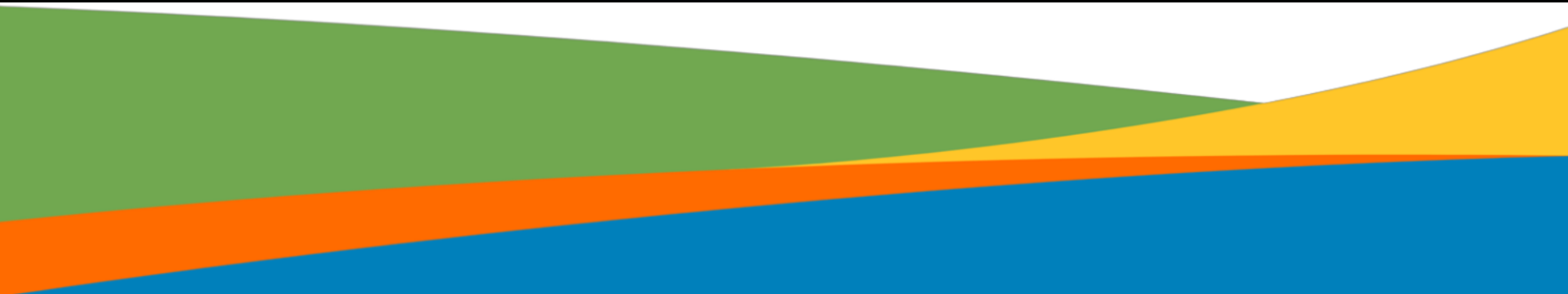
- 16 Safe Sober Beds

- 6 Non-Medical Withdrawal/Detox Beds

New / In
Development

- Biidaabin Waakai'igan (A New Beginning)

- 20 Units Supportive Housing Program



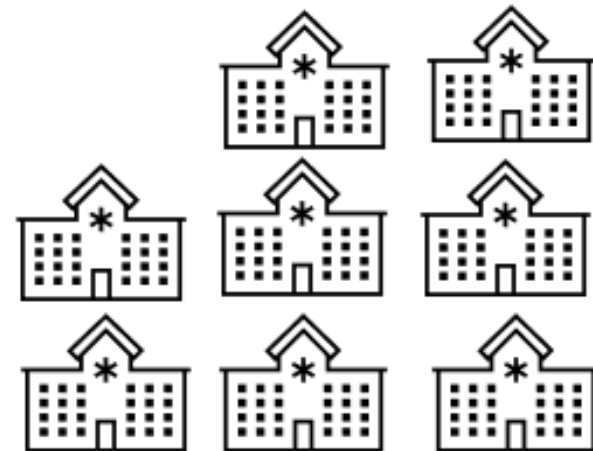
Need for Addiction Treatment in Sioux Lookout

2018 Rate of Emergency Department Visits Per 100,000
People - Conditions Entirely Attributable to Alcohol



Provincial Rate

8x higher




Kenora District

Need for Addiction Treatment in Sioux Lookout

- 2003-2018: ED visits due to opioid use went from 12 to 62
 - 417% increase
- 2019: 10 people hospitalized due to opioid use – 9 deaths (6 males and 3 females)

As confirmed but believe numbers to be higher but recorded as cardiac or other.


How It Came To Be: Addictions Treatment

- Sioux Lookout Friendship Accord – Addiction Treatment Proposal for options available in our “HOME”
 - Ministry of Health approved the funding
 - Location and Service Provider selected
 - Program delivery and expansion continues
- 

Sioux Lookout Partners: Addiction Treatment Plan



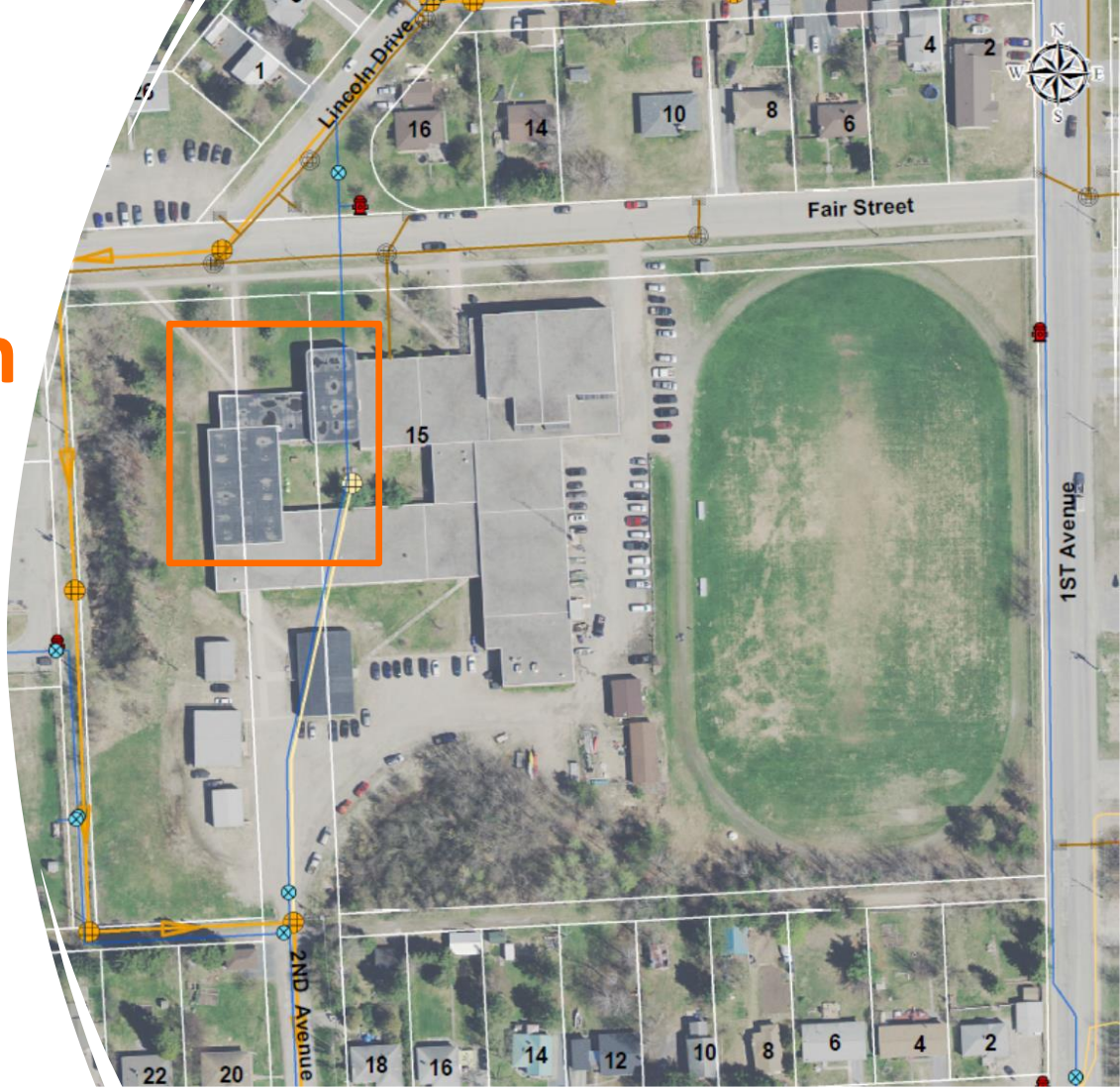
Current Onsite Partnerships

- Rapid Access to Addiction Medication/Primary Care Clinic and Mental Health and Addictions Counselling
 - NWHU – Public Health Clinics
 - SLFNHA-NODIN-Mental Health and Addictions Outreach Program
 - First Step Women's Shelter – Housing Worker
- 

Sioux Lookout Shelter / Safe Sobering Expansion

15 Fair Street, Sioux Lookout, Ontario
(Previously Queen Elizabeth District High School)

- Renovations and expansion of space to support new onsite services
- Completion targeted for March 2024




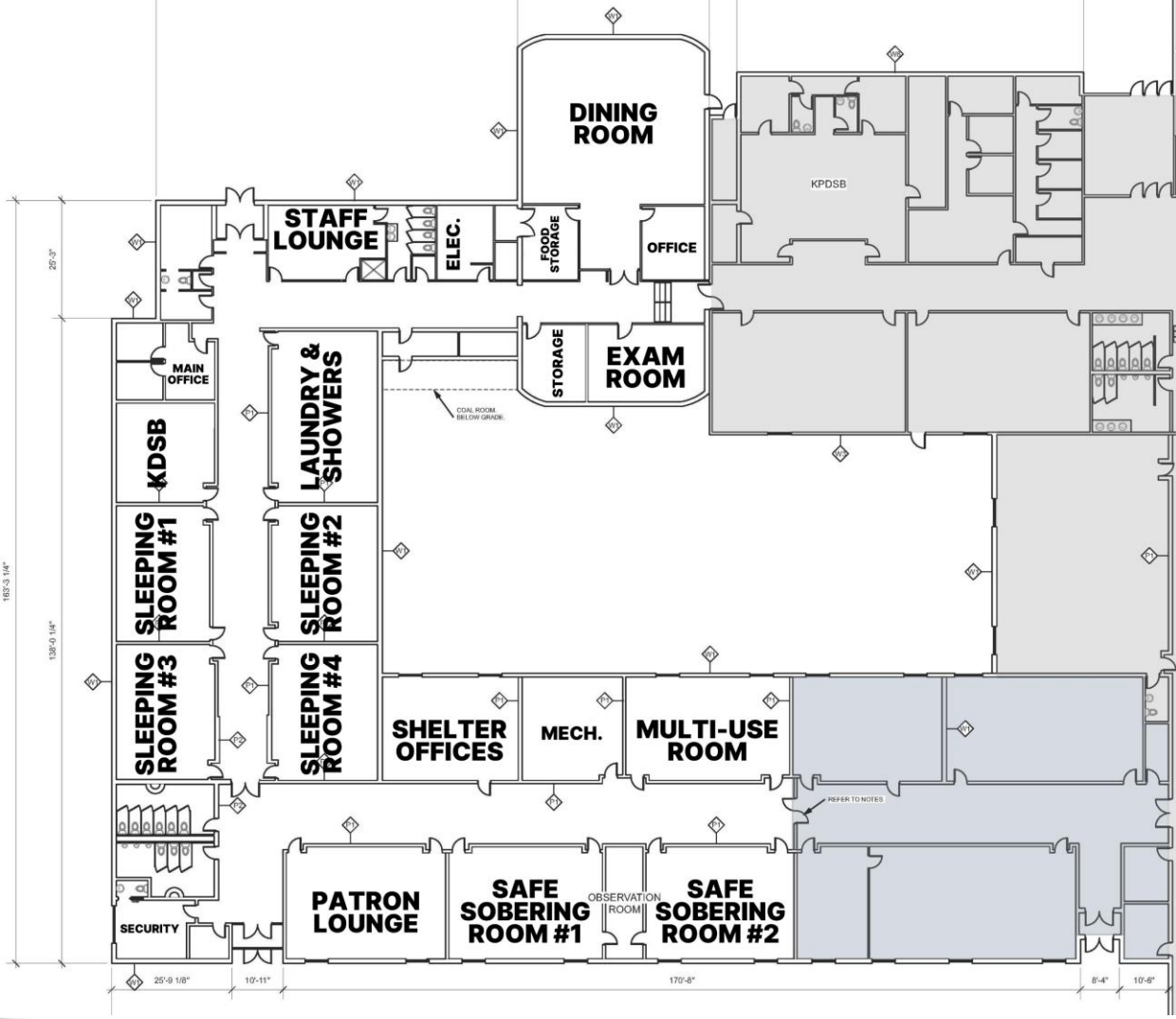
Photos of Building

15 Fair Street, Sioux Lookout, Ontario



Addiction Treatment Program: Vision


- 16 Safe Sober Beds **Phase 1**
 - 8 Withdrawal/Detox Beds (non-medical)
 - 24/7 RAAM Clinic onsite **Phase 2**
 - Service Provider Office Space
 - Multi Use/Purpose Community Meeting Room/Training Space
 - 8 Thirty (30) Day Safe Sober Stay Residential Program **Phase 3**
 - Cultural Outdoor Courtyard
 - 1 Year Supportive Sober Living Home **Phase 4**
- 



Addiction Treatment Program: Floorplan



Renovations

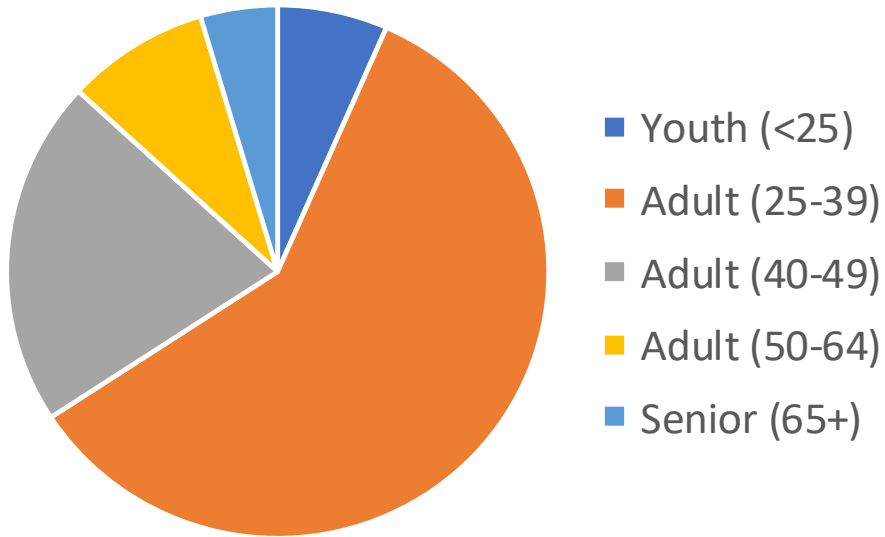


Treatment Centre Service Data

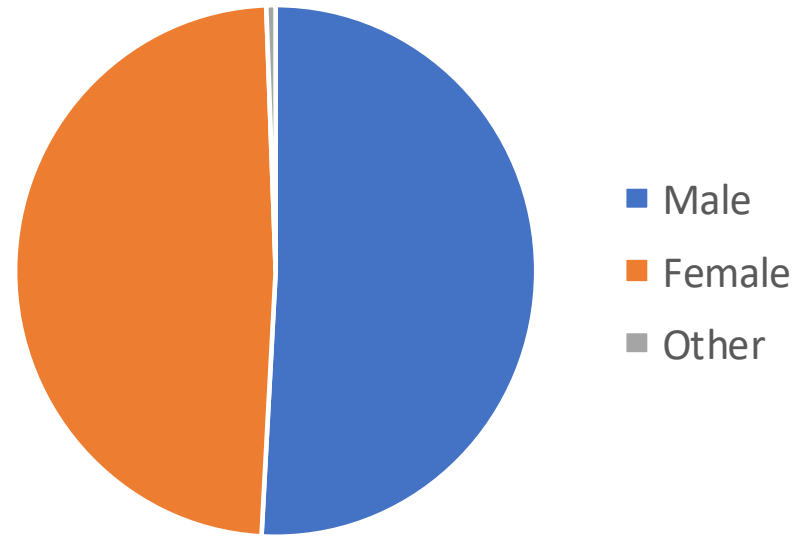
Quarter	Residential Supportive Treatment Beds			Staff
	# Client Admissions (Those receiving services)	# Unique Clients Served	Average Length of Stay (In days)	# FTE
Apr-Jun 23	177	163	1.33	19
Jul-Sep 23	293	173	1.80	19

Treatment Centre Service Data

Age Range



Gender




Team Photo



Conclusion

Strong, collaborative partnerships, strategic planning and dedication to finding solutions are the key to improvements and outcomes.

Merci, Meegwetch, Thank you!





KDSB

KENORA DISTRICT SERVICES BOARD