



Canadian Alliance to End Homelessness COVID-19 & Homelessness

September 22 - October 1, 2020

About the Survey

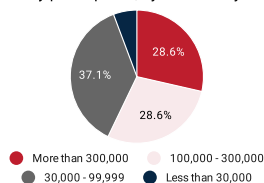
Since the start of the pandemic, CAEH has invited communities they work directly with (through Built for Zero Canada or the Training & Technical Assistance program) to participate in a survey every one to two weeks.

The results from the survey inform advocacy efforts, as well as resources offered by CAEH. We are grateful to communities for taking the time to share these insights and for all they are doing to support the health and wellbeing of our homeless neighbours.

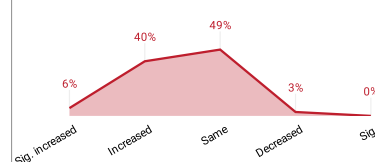
35 communities from across Canada participated in the survey

Atlantic Region	26%
Central Canada	60%
Prairie Provinces	3%
West Coast	9%
Northern Territories	3%

% of survey participants, by community



% of survey participants, by change in # of COVID + cases in their community



Emergency Shelter Response

During the pandemic, many communities closed emergency shelter beds/units and shifted to an isolation & quarantine model. Over time, some communities have re-opened emergency beds/units, some have added emergency beds/units, and others are continuing to keep these beds/units closed.

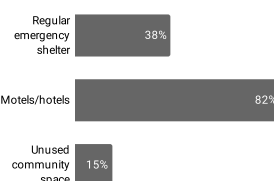
The primary reason for shifting to an isolation & quarantine model is a lack of ability to distance in emergency shelters. Communities also report that lack of funding, staff capacity, and need are contributing factors.

80% of communities are currently offering people experiencing homelessness a place to isolate, quarantine and distance

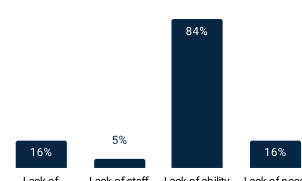
Current plans to re-open emergency shelter beds (if currently not in operation)

Yes, post-pandemic (i.e. when distancing requirements are lifted)	44%
Yes, during pandemic/ASAP	28%
Yes, unsure when	11%
No, beds closed permanently	6%
Not sure	11%

% communities by space being used to isolate, quarantine & distance

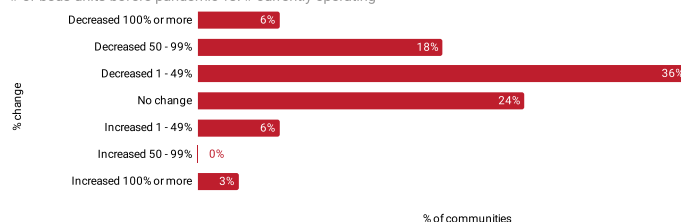


% of communities w/ decreased # of emergency beds/units, by reason(s)



Change in emergency shelter beds/units during pandemic

of beds units before pandemic vs. # currently operating



Encampments & Unsheltered Homelessness

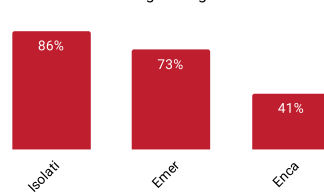
62% of communities report having people experiencing homelessness sleeping in encampments

97% of communities report having people experiencing homelessness sleeping unsheltered

5% of communities report they have decreased the amount of outreach they're providing to encampments / unsheltered population

Testing & Outbreaks

% of communities conducting testing in different locations

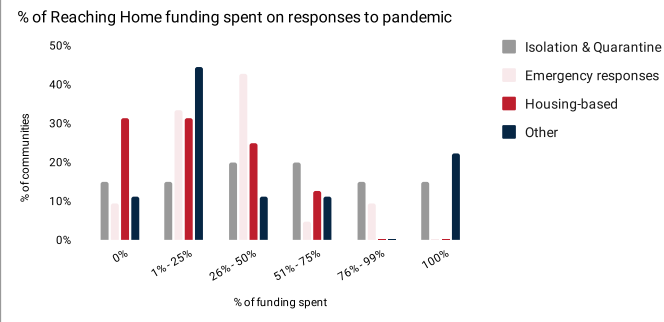


3% communities reporting outbreaks in shelters

0% communities reporting outbreaks in encampments

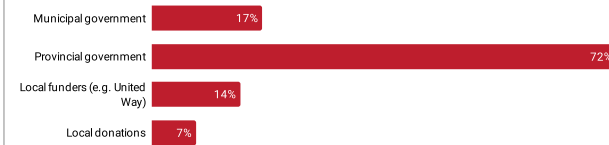
Funding

In April 2020, the Government of Canada announced \$157.5 million dollars in funding to address the needs of Canadians experiencing homelessness through the Reaching Home program.

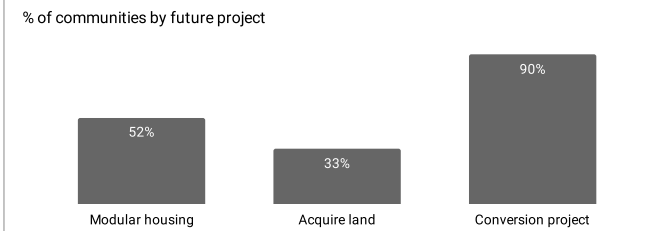


Communities also received additional funding from other sources to support responses to the pandemic.

Other sources of funding



On September 21, the federal government announced the Rapid Housing Initiative to help address urgent housing needs of vulnerable Canadians by rapidly creating new affordable housing units. Survey participants were asked to indicate the types of projects they plan to apply for.



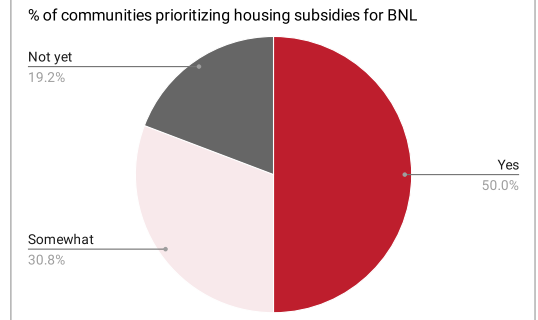
Winter Response Plan

Participants were asked to indicate if their Winter Response Plan includes a number of elements. The % who responded 'yes' are reported below:

Winter response plan element	
Communication strategy	68%
Access to winter clothing and survival supplies	60%
Daytime warming/respite centres	64%
Relaxing, amending or cancelling service restrictions/barring from shelters and daytime services	52%
Additional shelter capacity	60%
Safe storage of belongings	28%
Outreach to encampments when there is a cold weather alert of adverse weather event expected	56%
A social services representative on the Emergency Operations Centre (or equivalent), or a direct conduit to the Emergency Operations Centre	32%
Relaxing or removing loitering rules in City-owned facilities and/or public transit and/or bus shelters	12%
Crossmatching people accessing winter facilities, cold weather facilities, or adverse weather facilities with the by-name list	20%
Streamlining administrative requirements for simplified intake into any winter facility, cold weather facility, or adverse weather facility	20%
Mobilizing additional staff or volunteers, if needed	40%
Availability of warm beverages and snacks/meals	60%

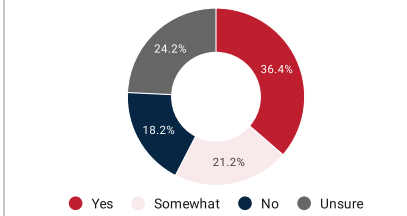
Housing-based Responses

74% of participating communities have a By-Name List established or have a BNL in development

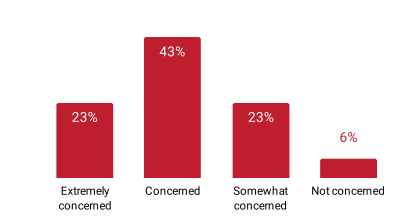


Challenges & Trends

% of communities reporting an increase in stigma or conflict towards individuals experiencing homelessness



% of communities expressing concern over impact of second wave on staff wellbeing



% of communities reporting an increase in problematic substance use during pandemic

