

## COVID-19 & Homelessness

### About the Survey

Each week, communities who work directly with CAEH, through Built for Zero Canada or the Training & Technical Assistance program, are invited to participate in a survey about COVID-19 and homelessness.

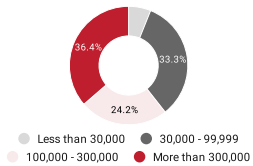
The results inform our advocacy efforts, as well as resources offered by CAEH. We are grateful to communities for taking the time to share these insights and for all they are doing to support the health and wellbeing of our homeless neighbours.



34  
communities participated  
from across Canada

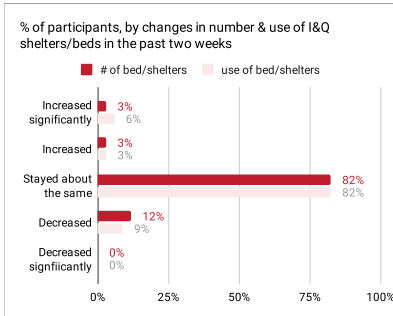
Atlantic Region	15%
Central Canada	47%
Prairie Provinces	24%
West Coast	9%
Northern Territories	6%

### % of participating communities, by population



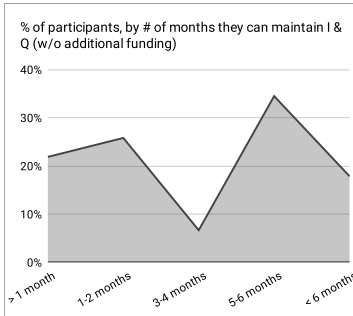
### Isolation and Quarantine Shelter / Beds

100% of participating communities continue to operate isolation and quarantine shelters or beds.



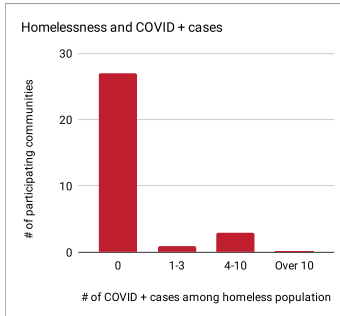
Reported increases and decreases were primarily the result of changing needs in the community. Loss of location (e.g. location returned to regular use) was also noted as a reason for decreasing space.

48% of participating communities will not be able to sustain their I & Q model for more than 2 months



### Outbreaks in Shelters & Encampments

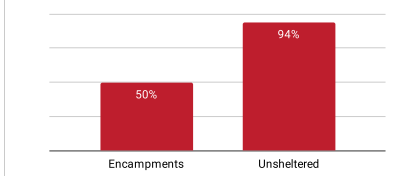
9% of participating communities reported outbreaks in emergency shelters in the past two weeks



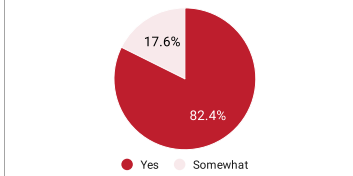
Communities w/ + cases among homeless population also have high numbers of COVID-19 among general population

### Unsheltered & Winter Response

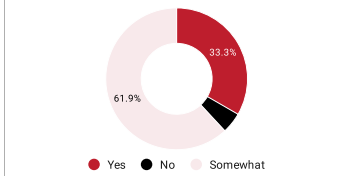
% of participating communities w/ encampments and/or people sleeping unsheltered



% of participating communities with a winter response plan

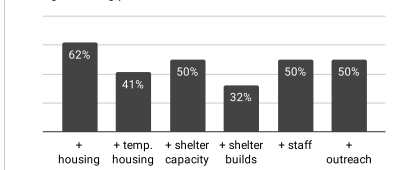


% of participating communities that have adapted winter plan for pandemic

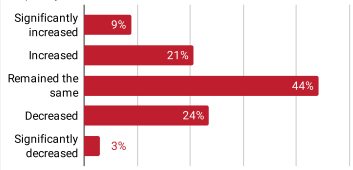


### Homelessness Response During Pandemic

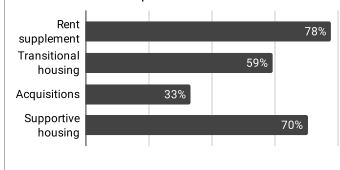
% of participants indicating prioritized homeless-response strategies during pandemic



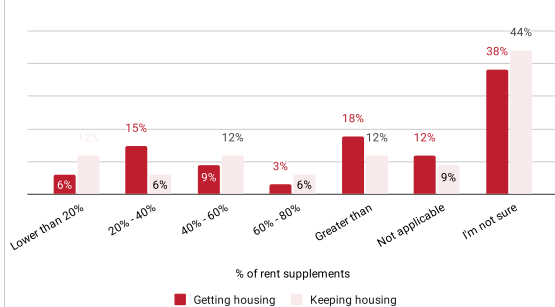
% of participants, by change in isolation & emergency unit capacity over the summer



% of participating communities, indicating strategies included in COVID response



% of participants, using rent supplements to get people into housing AND keep people housed



% of participants, by changes in relationships between health and homeless sector partners

