



Survey Results: COVID-19 & Homelessness

About the survey

Since the start of the pandemic, CAEH has invited communities they work directly with (through Built for Zero Canada or the Training & Technical Assistance program) to participate in a survey every one to two weeks.

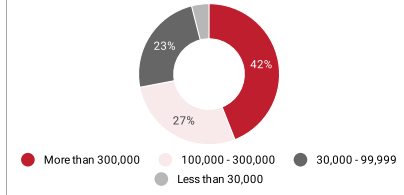
The results from the survey inform advocacy efforts, as well as resources offered by CAEH. We are grateful to communities for taking the time to share these insights and for all they are doing to support the health and wellbeing of our homeless neighbours.

26

communities from across Canada participated in the survey

Atlantic Region	8%
Central Canada	62%
Prairie Provinces	15%
West Coast	8%
Northern Territories	8%

Population size



Second Wave

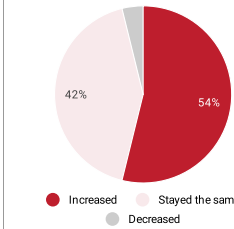


On October 14, the World Health Organization (WHO) confirmed that Canada is experiencing a second wave of coronavirus cases. With many leading experts warning that the second wave will be harder than the first, communities are grappling with how to protect our vulnerable homeless neighbours, while caring for staff and being mindful of limited resources.

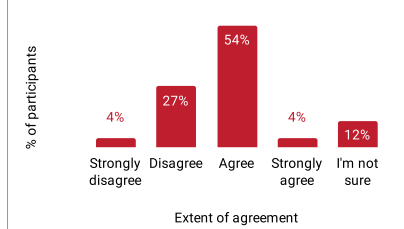
"When you're underwater, it's hard to tell how many waves are passing over your head"

(Dr. Eric Toner, Johns Hopkins Center for Health Security)

% of participants reporting changes in # of cases among general public



"The housing and homelessness sector in my community is adequately prepared to respond to a second-wave"



Top 3 critical concerns about the second-wave



Rise in harmful drug use

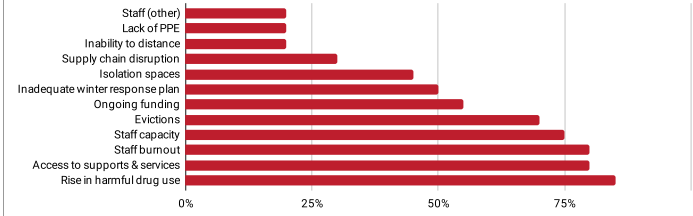


Limited access to supports & services



Staff burnout

Concerns about the second-wave



Emergency Shelter Response

57% of communities report an **DECREASED** by 10 - 45%

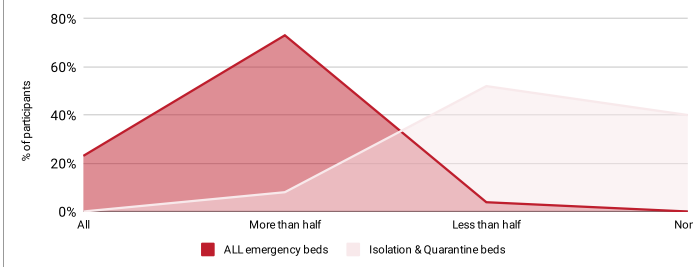
43% of communities report an **INCREASED** by 8 - 100%

in the # of emergency beds/units, since the pandemic began



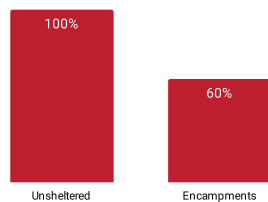
The vast majority of participants report that most (if not, all) emergency beds/units allow for physical distancing.

Use of beds in the last 2 weeks



Unsheltered Homelessness

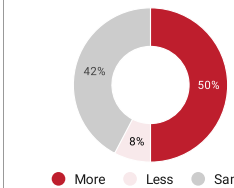
% of participants reporting unsheltered homelessness and encampments in their community



50% of participating communities report that there is sufficient space within their emergency shelter system for people who are sleeping unsheltered

All participating communities report that they are providing in-person outreach to people experiencing unsheltered homelessness

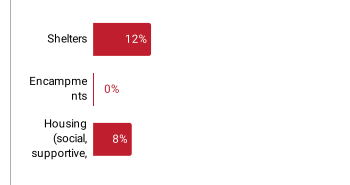
% of participants reporting change in outreach to unsheltered persons during



Testing & Outbreaks

65% of participants report that their community is offering some onsite testing at shelters, encampments, and/or isolation and quarantine shelters.

% of communities w/ outbreaks (by location) in the past two weeks



Housing-based Responses

Affordability and availability of housing is a challenge for nearly every community. Participants were asked to indicate if other issues have become more of a challenge, less of a challenge, or have remained the same degree of challenge, compared to pre-pandemic.

Top 3 increasing challenges



Transportation to viewings



Setting up viewings



Lack of appropriate supports

% of participants reporting changes in issues, compared to pre-pandemic

■ More of an issue (compared to pre-pandemic) ■ About the same (compared to pre-pandemic) ■ Less of an issue (compared to pre-pandemic)

