

Survey Results: COVID-19 & Homelessness

August 4th - 16th, 2020

About the survey

Each week, communities who work directly with CAEH, through Built for Zero Canada or the Training & Technical Assistance program, are invited to participate in a survey about COVID-19 and homelessness.

The results inform our advocacy efforts, as well as resources offered by CAEH. We are grateful to communities for taking the time to share these insights and for all they are doing to support the health and wellbeing of our homeless neighbours.

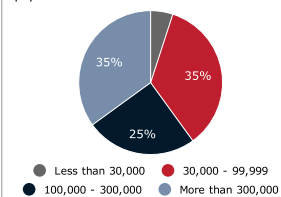


20

Communities participated from across Canada

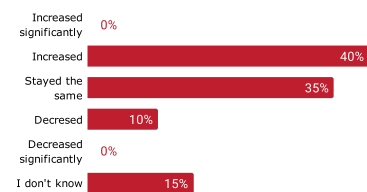
Atlantic Region	10%
Central Canada	70%
Prairie Provinces	10%
West Coast	5%
Northern Territories	5%

% of participating communities, by population size

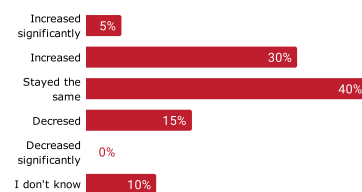


Homelessness Trends - Community Level

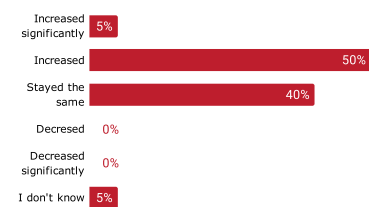
Overall number of people experiencing homelessness during the pandemic



Number of people accessing emergency shelters during the pandemic



Number of people sleeping unsheltered during pandemic

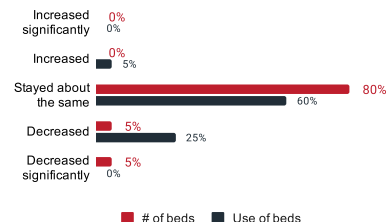


Isolation and Quarantine Shelters / Beds

100%

of participating communities continue to operate isolation and quarantine shelters or beds.

of beds and Use of beds



Outbreaks & Testing

0 Number of communities with a COVID-19 outbreak in an **emergency shelter** in the past two weeks

0 Number of communities with a COVID-19 outbreak in an **encampment** in the past two weeks

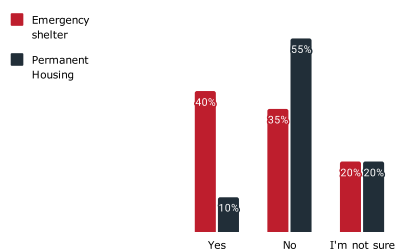
3 Number of communities that have conducted universal testing in **emergency shelters** in the past two weeks

1 Number of communities that have conducted universal testing in **encampments** in the past two weeks

Only large cities (more than 300,000) reported having positive COVID-19 cases among the homeless population in their community in the past two weeks.

Housing - Challenges and Opportunities

Exploring acquiring/converting isolation spaces for longer-term needs



Compared to the height of the pandemic, is housing people:

