

END CHRONIC HOMELESSNESS
IN 20 COMMUNITIES AND HOUSE
20,000 PEOPLE BY JULY 1, 2020



20KHomes Inaugural Collaborative Learning Session

November 7 & 8, 2018

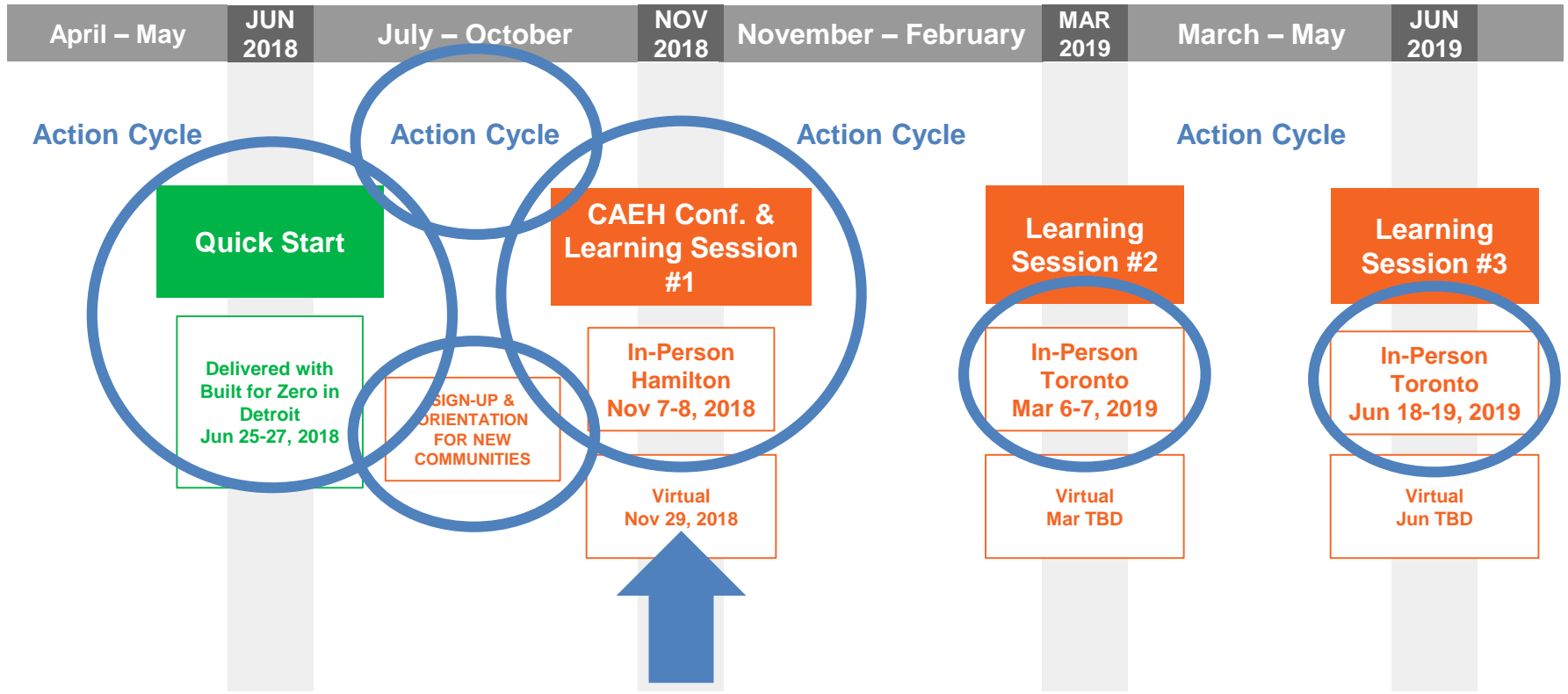

CAEH Canadian Alliance to
End Homelessness

 **20,000**
HOMES



END CHRONIC HOMELESSNESS
IN 20 COMMUNITIES AND HOUSE
20,000 PEOPLE BY JULY 1, 2020

Collaborative Timeline 2018/19



END CHRONIC HOMELESSNESS
IN 20 COMMUNITIES AND HOUSE
20,000 PEOPLE BY JULY 1, 2020



Brain Dump



8:00

- Write ideas you want to bring home on sticky notes (2 min)
- Share your top three ideas in your team – write on flip chart (8 min)
- Fold flip chart page to bring home

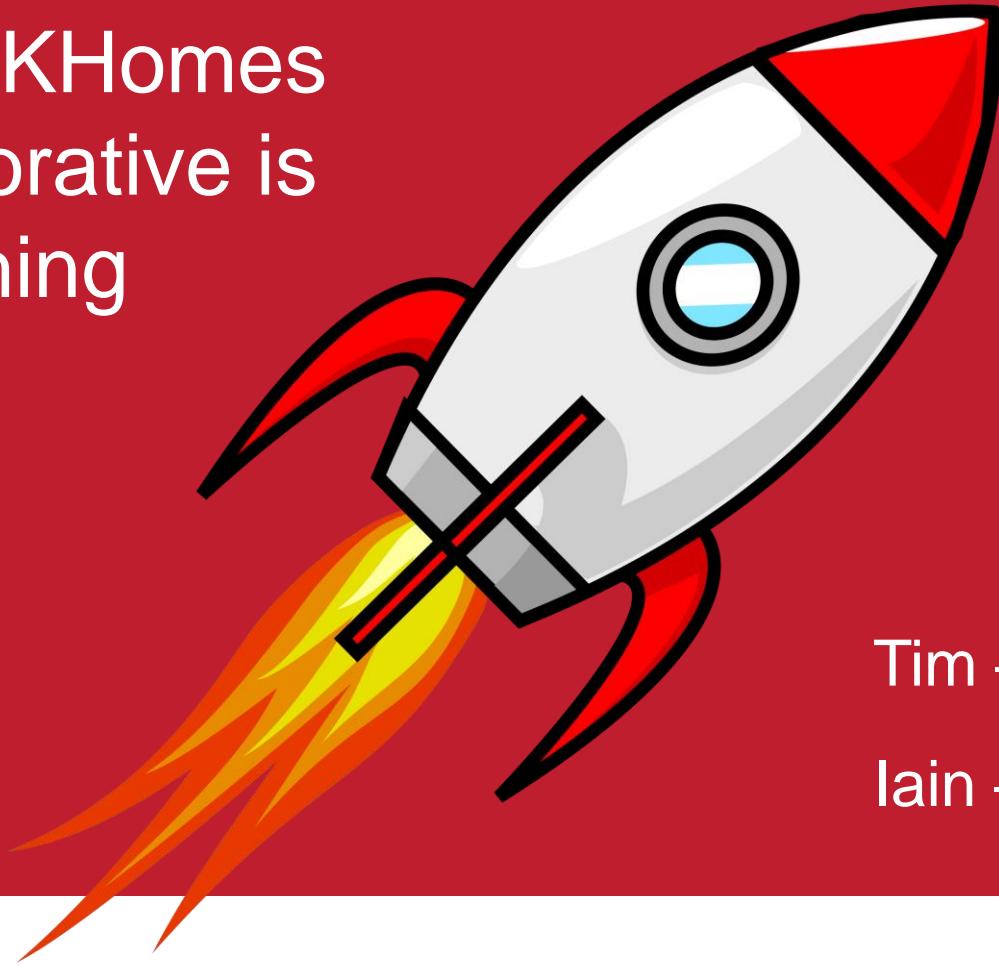




1 Minute Meditation

[Headspace 1 Minute Meditation](#)

The 20KHomes Collaborative is Launching



Tim – Why Important
Iain – Why a Part of It

Introductions



Communities

Twenty-Six 20KHomes Collaborative Communities

Communities that Participated in US Built for Zero 2017/18



- Edmonton
- Hamilton
- Peel
- Toronto
- Waterloo
- Whitehorse
- Windsor

Built For Zero.

COMMUNITY
SOLUTIONS

Communities that Joined
at the Conference in
Detroit June 2018

- Chatham-Kent
- Guelph-Wellington
- Saint John
- Stratford

New Communities

Brantford

Dufferin County

Fort McMurray

Halifax

Kawartha-Haliburton

Medicine Hat

Moncton

Peterborough

Red Deer

Virtual Communities

Cape Breton

Kamloops

Ottawa

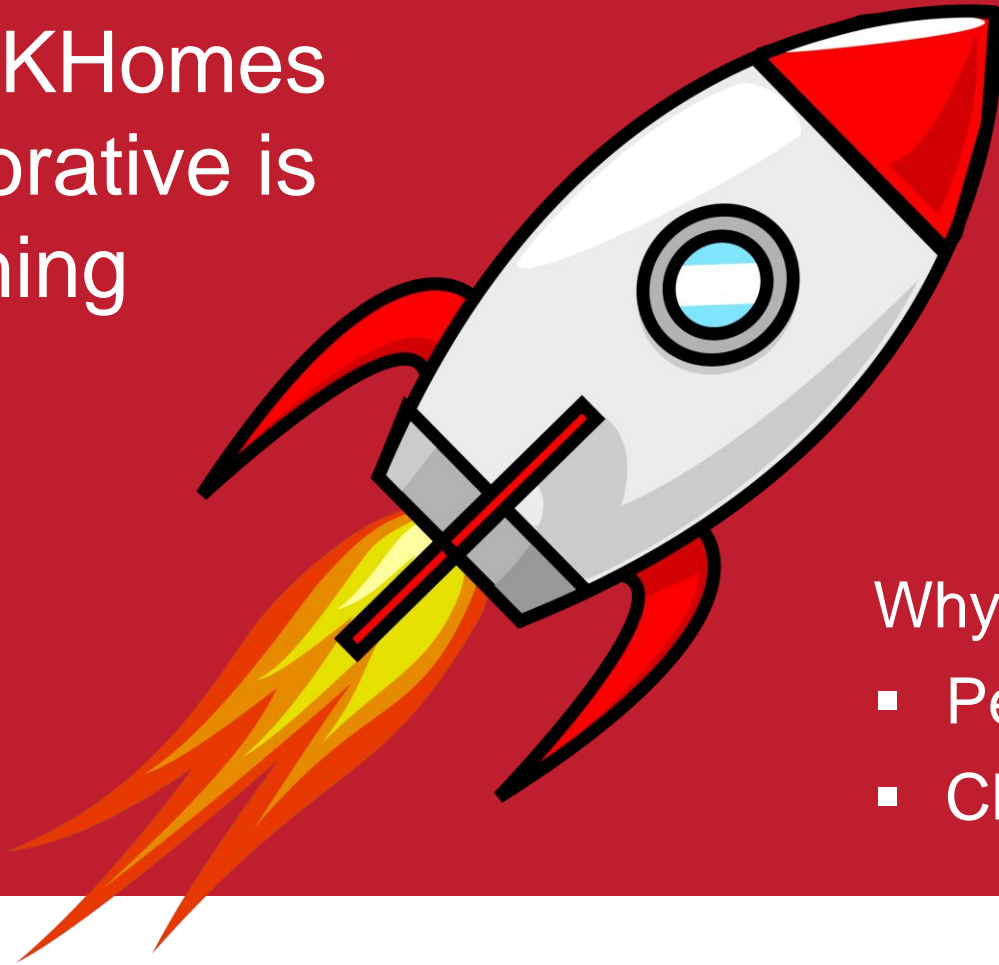
Sault Ste. Marie

Simcoe

Sudbury



The 20KHomes Collaborative is Launching



Why Continuing?

- Peel
- Chatham-Kent

Roles in Your Team



Big Red Ball Big Red Bus



20KHomes Team



Improvement Advisors



Ashley Van Der Mark
Improvement Advisor



Kerri Kightley
Improvement Advisor

Data and Impact Support



Jessica Brunet
Data Advisor



Randalin Ellery
Data Impact Lead



Rachelle Raymond
Student

Organizing Support



Marie Morrison
Director, 20KHomes



Debbie Harrison
Campaign Coordinator

CAEH Team



Tim Richter
President & CEO



Stefania Seccia
Communications Advisor



CAEH Training and Technical Assistance



Wally Czech
Director, TTA



Michelle Bilek
Coordinator

Partners



Canada

**Government of Canada,
Homelessness Partnering Strategy**



Patrick Hunter
Senior Policy Analyst



Adam Anderson
Policy Analyst



Natasha Lenzo
Senior Policy Analyst



Nathalie Couture
Senior Planning Officer



Max Bonito
Policy Analyst



Yalé Touzin
HIFIS Support Desk

COMMUNITY SOLUTIONS



Melanie Lewis Dickerson
Portfolio Manager



Nate French
Collaborative Lead



Aras Jizan
*Product Design and
Implementation Manager*

**Built
For
Zero.**
COMMUNITY
SOLUTIONS



Iain DeJong



Ali Ryder



Kaite Burkholder Harris



Amanda Buchnea



- Pronouns
- Scent Free Environment
- Washrooms
- Fire Exits
- Photographer
- WiFi Login/Password
- Security

Learning Session Goals:

1. Launch the 20KHomes Collaborative!
2. Strengthen your local team
3. Complete Action Cycle plans
4. Meet other communities
5. Celebrate progress
6. Get connected to available support
7. Develop complex problem-solving skills



Key Milestones & Cohorts

By-Name List

10/10
BNL SCORECARD

+

RELIABLE BNL DATA

Reduce to Zero

COORDINATED
ACCESS & SYSTEM
IMPROVEMENTS

|

REDUCE MONTHLY

|

LAST MILE

Zero for All

SUSTAIN ZERO

+

EXPAND TO NEW
POPULATIONS

BNL

= Achieve a comprehensive, real-time, quality By-Name List that produces reliable data

REDUCE

= Drive monthly reductions in your active chronic homeless number

ZERO FOR ALL

= Sustain your gains while expanding to new populations

Opening Plenary

Break

Break-out Rooms

Optional Dinner

Anchor Bar at 6:30 pm

BNL

- Meet people in your room
- BNL Scorecard 2.0



Reduce



- Meet people in your room
- Model for Improvement
- Review tools
- Debrief current projects/data
- Bright spot

Breakfast

Morning Break

Lunch

Afternoon Break

Closing Plenary

BNL

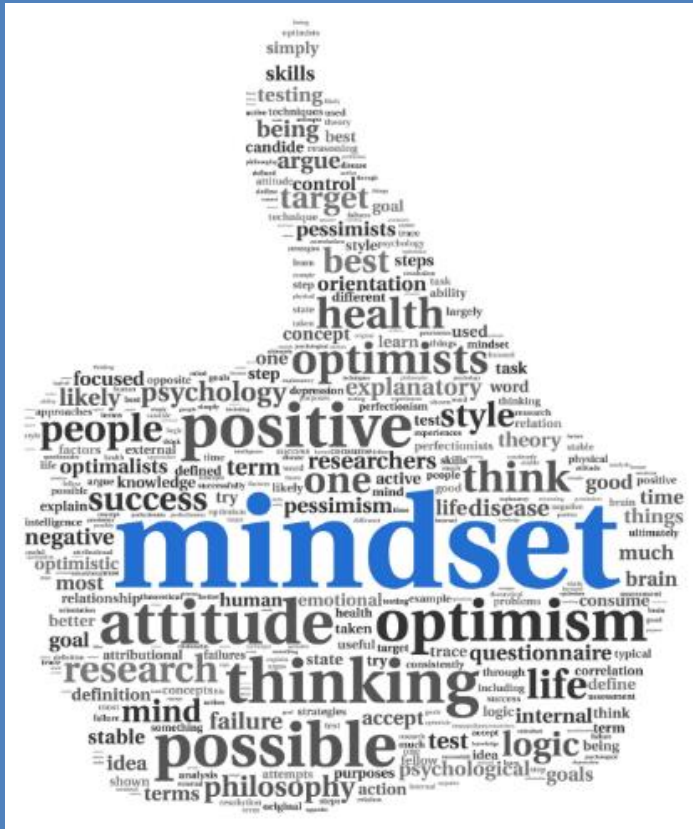


- Model for Improvement
- Tools
- Aims
- Change Ideas
- Planning

Reduce

- Aims
- Change Ideas
- Bright Spot
- Planning





1. Bias for Action
2. Fail Forward
3. Growth Mindset
4. Abundance
5. Mission Focused

WTF?

Where's the fun?

The Reframe: Birds Not Baseballs



Behaviours for Solving Complex Problems

Complex problems can't be solved by a static set of interventions.
Communities need a **problem-solving system** that can flex as the problem evolves.



DATA ANALYTICS

*Zoom in on the
heart of the
problem*



HUMAN- CENTERED DESIGN

*Engage people
experiencing the
problem to surface
ideas*



QUALITY IMPROVEMENT

*Test and evaluate
each idea with
objective data*



FACILITATION & MEETING DESIGN

*Create the conditions
for groups to innovate
collaboratively*

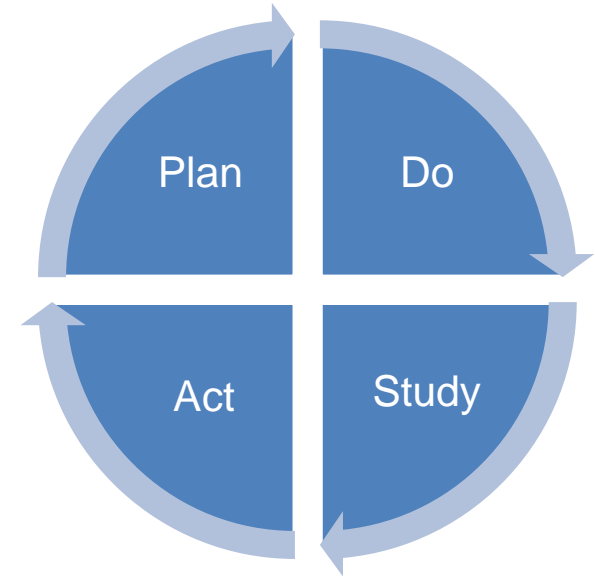
The Model for Improvement

The shift from technical solutions to iteration

Aim: What are we trying to accomplish?

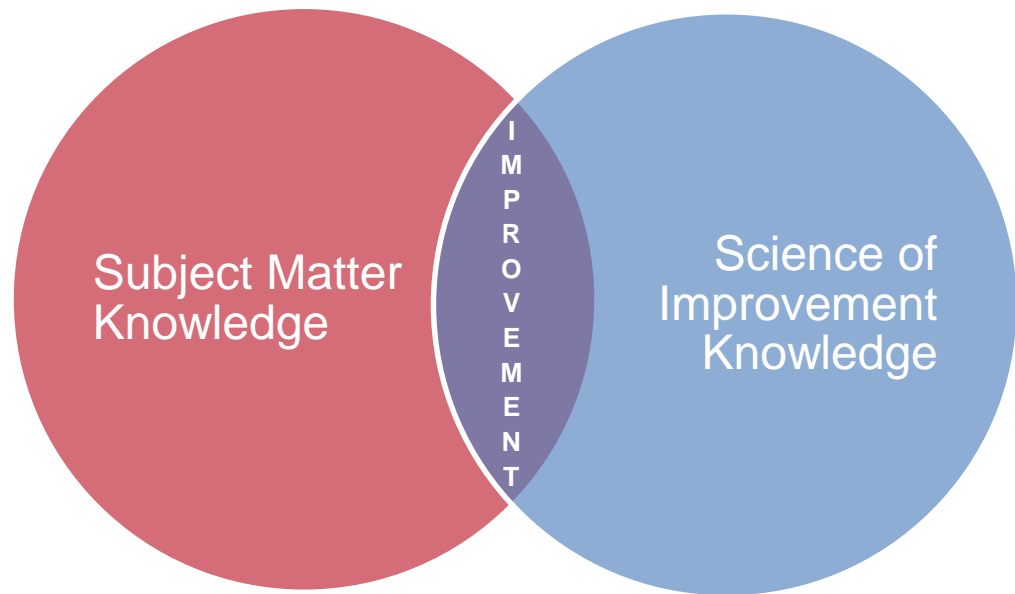
How will we know a change is an improvement?

What change can we make that will result in improvement?



Knowledge for Improvement

Learn to combine subject matter knowledge and Science of Improvement knowledge in creative ways to develop effective changes for improvement.



Learning Session Tools



FORMER
CHANGE
PACKAGE

MY COMMUNITY

SELECT YOUR COMMUNITY IN THE LIST BELOW TO ACCESS YOUR DASHBOARD:

| | | | |
|---------------|-----------|-------------------|-----------------|
| Chatham-Kent | Edmonton | Guelph-Wellington | Hamilton |
| Lanark County | Ottawa | Peel Region | Saint John |
| Simcoe | Stratford | Toronto | Waterloo Region |
| Whitehorse | Windsor | | |



20,000 HOMES CAMPAIGN

BEGINNING THE END OF HOMELESSNESS IN CANADA

[JOIN TODAY!](#)

20,000 HOMES CAMPAIGN



MY COMMUNITY

SELECT YOUR COMMUNITY IN THE LIST BELOW TO ACCESS YOUR DASHBOARD

| | | | |
|---------------------------|-------------------------------|-------------------------------------|------------------------------|
| Brantford | Cape Breton | Chatham-Kent | Dufferin |
| Edmonton | Fort McMurray | Guelph-Wellington | Hamilton |
| Halifax | Kamloops | Kawartha-Haliburton | Medicine Hat |
| Moncton | Ottawa | Peel Region | Peterborough |

Community Example

EDMONTON

PERFORMANCE
MANAGEMENT TRACKER

MONTHLY
DATA FORM

IMPROVEMENT
PORTFOLIO

COMMUNITY
SUPPORT PLAN

Archived Materials

- **Improvement Portfolio**
- June 2018
- **Storyboard Feb 2018**

Online Scorecards

- **By-Name List Scorecard**
- 2.0 coming soon!
- **Coordinated Access
System Scorecard**

PROGRESS TO ZERO | INFLOW & OUTFLOW | ENGINES | SCORECARD RESULTS

PERFORMANCE MANAGEMENT TRACKER | PROGRESS TO ZERO

Community Improvement Portfolio

[NAME OF COMMUNITY]

OVERVIEW

OVERALL AIM STATEMENT - FUNCTIONAL ZERO CHRONIC HOMELESSNESS

In the space below, please type your community's aim for reaching a functional end to chronic homelessness

[Our community] will reach functional zero on chronic homelessness by [Date]

ACTION CYCLE AIM STATEMENT - TOWARDS A QUALITY BY-NAME LIST

In the space below, please type your community's aim to get to a quality By-Name List for this action cycle

[Community Name] will reach a [score/11] on the "basic chronic" By-Name List Scorecard 2.0 and/or [reliable data] for people experiencing chronic homelessness by February 28, 2019

CHANGE IDEAS

In the space below, prioritize three change ideas from driver diagram and type them below under 'change idea'

| | CHANGE IDEA | TEST OF CHANGE | START DATE | END DATE | PROJECT LEAD |
|---|--|---|------------|------------|--------------|
| | <i>Example: Train providers to use a common assessment tool (CAT) and to submit required paperwork to add people to the By-Name List (#1 Maximize Provider Participation).</i> | <i>Train 20 homeless-specific providers (over an 8 week period) to use the common assessment tool (CAT) and to submit people to the By-Name List.</i> | 11/12/2018 | 12/31/2018 | Ashley |
| 1 | | | | | |
| 2 | | | | | |
| 3 | | | | | |

Driver Diagram – Theory of Change

[NAME OF COMMUNITY]

DRIVER DIAGRAM

TOOLS

START
HERE!

CHRONIC FUNCTIONAL ZERO AIM STATEMENT

[Our community] will reach functional zero on chronic homelessness by [Date].

RELIABLE BY-NAME LIST DATA

PRIMARY DRIVERS

Accelerating housing move-in's

Reducing inflow

Preventing Chronic Homelessness

SECONDARY DRIVERS

- 1.1 [Gather & target housing resources](#)
- 1.2 [Implement Housing First practices](#)
- 1.3 [Expand access to affordable units](#)
- 1.4 [Coordinate services & efficient processes](#)
- 1.5

- 2.1 [Diverting individuals from homelessness](#)
- 2.2 [Support housing retention](#)
- 2.3 [Intervene farther upstream](#)
- 2.4
- 2.5

- 3.1 [Build at-risk list & data infrastructure](#)
- 3.2 [Develop & target housing interventions](#)
- 3.3 [Coordinate & target resources](#)
- 3.4
- 3.5

CHANGE IDEAS

| | |
|--|--|
| | |
| | |
| | |
| | |
| | |

| | |
|--|--|
| | |
| | |
| | |
| | |
| | |

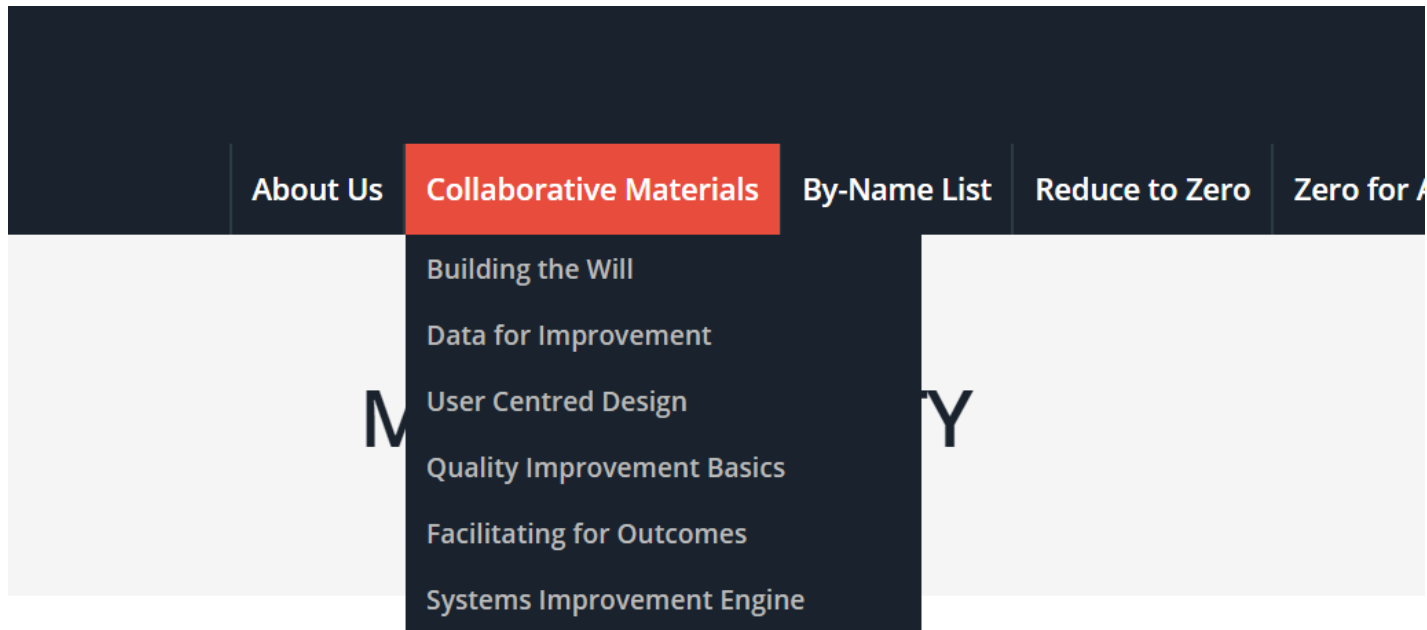
| | |
|--|--|
| | |
| | |
| | |
| | |
| | |

MY COMMUNITY

SELECT YOUR COMMUNITY IN THE LIST BELOW TO ACCESS YOUR DASHBOARD

[Brantford](#)[Cape Breton](#)[Chatham-Kent](#)[Dufferin](#)[Edmonton](#)[Fort McMurray](#)[Guelph-Wellington](#)[Hamilton](#)[Halifax](#)[Kamloops](#)[Kawartha-Haliburton](#)[Medicine Hat](#)[Moncton](#)[Ottawa](#)[Peel Region](#)[Peterborough](#)

Collaborative Materials



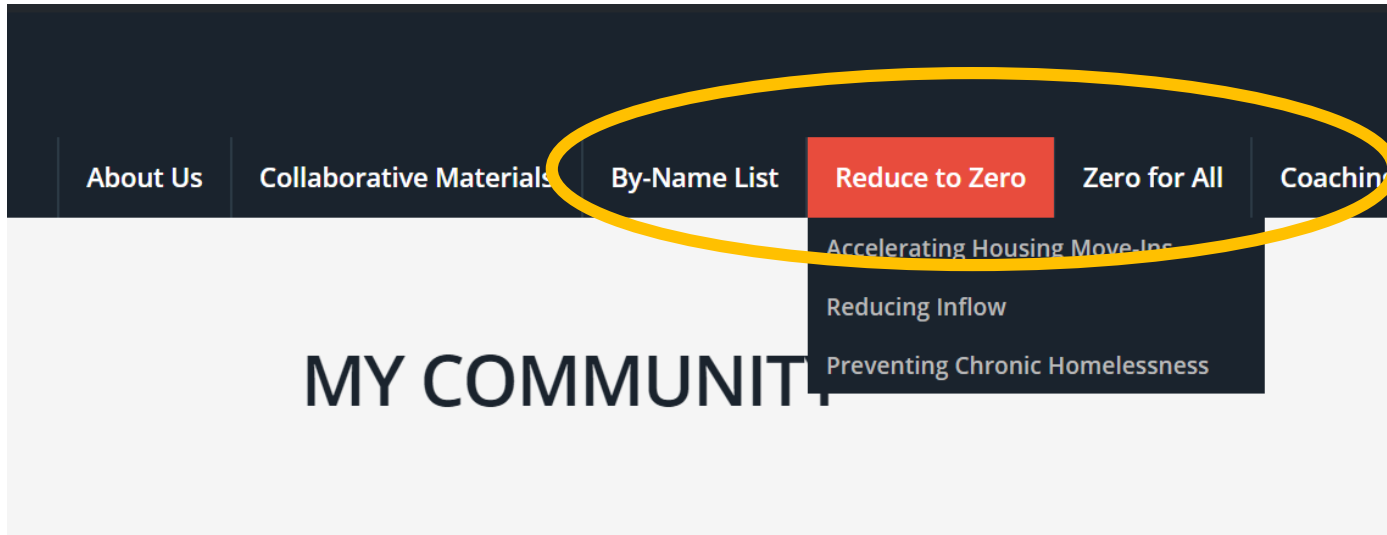
TOOLS

About Us Collaborative Materials By-Name List Reduce to Zero Zero for A

M Y

- Building the Will
- Data for Improvement
- User Centred Design
- Quality Improvement Basics
- Facilitating for Outcomes
- Systems Improvement Engine

Change Ideas



TOOLS

About Us Collaborative Materials **By-Name List** **Reduce to Zero** Zero for All Coaching

- Accelerating Housing Move-In
- Reducing Inflow
- Preventing Chronic Homelessness

MY COMMUNITY

Coaching/Learning Session and Action Cycle



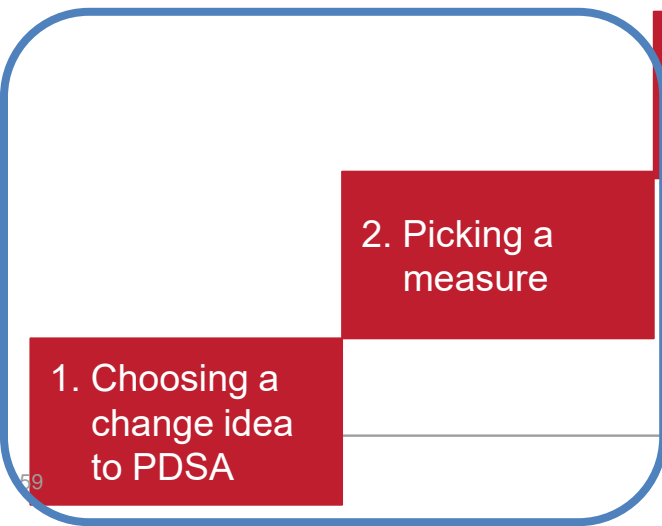
20KHomes Team PDSA

November 2018 Learning Session Objective:

This Learning Session will be successful if in the next Action Cycle, more improvement projects are completed, and more projects result in system level improvements.

We are starting to use this scale...

We are starting to use this scale:



1. Choosing a change idea to PDSA

2. Picking a measure


3. Executing

4. Measuring

5. Taking a next step


6. Getting results

Let's fill in the Table:

| Change Idea | Test of Change | Start Date | End Date | Lead |
|---------------|---|------------|----------|--|
| Anchor Charts | Hang anchor charts in break-out rooms with goals for each part of agenda for communities to mark their progress | Nov 7 | Nov 8 | Kerri  |

Let's fill in the Table:

| Change Idea | Test of Change | Start Date | End Date | Lead |
|---------------|---|------------|----------|-------|
| Anchor Charts | Hang anchor charts in break-out rooms with goals for each part of agenda for communities to mark their progress | Nov 7 | Nov 8 | Kerri |

| Predicted Impact | Measure | Baseline | Goal | Who Collects | When Collect |
|--|---|----------|------|--|---|
| Clear goals and monitoring progress will support completion of Improvement Portfolio | Improvement Portfolios <ul style="list-style-type: none"> • Aims • 3 projects • Lead, dates, prediction • Measurement | 0 | 19 | Randalin  | During breaks, lunch, and before closing plenary Nov 8. |

State of the Movement

Current Progress Snapshot

38 PARTICIPATING
COMMUNITIES

18,576 TOTAL HOUSING
MOVE-INS

11 COMMUNITIES WITH
QUALITY BY-NAME LIST

8 COMMUNITIES SCORING 20+/23
ON COORDINATED ACCESS
SYSTEM SCORECARD

11 COMMUNITIES
CLOSE/PROGRESSING TO
QUALITY BY-NAME LIST

12 COMMUNITIES SCORING 13-19/23
ON COORDINATED ACCESS
SYSTEM SCORECARD

5 COMMUNITIES
WITH QUALITY
BASELINE


0 COMMUNITIES
BELOW INITIAL
BASELINE

0 COMMUNITIES WITH
FURTHER SIGNIFICANT
REDUCTIONS

0 COMMUNITIES
IN FINAL MILE

0 REACHED FUNCTIONAL
ZERO CHRONIC

0 SUSTAINING FUNCTIONAL
ZERO CHRONIC



19,000
PICTURE

20,000
PICTURE

The Giving of the Scrolls




Past Achievers of a Quality By-Name List

- Chatham-Kent
- Edmonton
- Guelph-Wellington
- Hamilton
- Lanark (youth)
- Ottawa
- Peel Region
- Waterloo Region
- Windsor



New Communities with a Quality By-Name List



*Kawartha -
Haliburton*



Medicine Hat

TIME 😊
FOR A
BREAK